

ARCHITECTURAL
LIGHTING
CATALOGUE



AULIX lighting

návrhy osvětlení a prodej svítidel
inteligentní systémy, vypínače

SVĚTELNÉ STUDIO

Náměstí Na Sádkách 705
252 41 Dolní Břežany (Praha západ)

Telefon: +420 246 083 152

Mobil.: +420 702 061 783

E-mail: studio@aulix.cz

Web: www.aulix.cz

E-shop: <http://obchod.aulix.cz>



2019

ARCHITEKTONISCHE
LEUCHTEN
KATALOG

ARCHITECTURAL
LIGHTING
CATALOGUE



Man könnte meinen, es sei wieder der nächste Produktkatalog der Cleoni Marke. Irrtum!

Es ist eine wunderschöne Galerie der modernsten Beleuchtungskunstwerke, die mit klarem geometrischem Design überzeugen. Jede Seite wird zum Wegweiser durch die Welt der hoch entwickelten Technologie und Funktionalität unserer Produkte. Und das Wichtigste - es ist eine unerschöpfliche Inspirationsquelle, unverzichtbar bei der Gestaltung und Lichtwahl für ein modernes Haus oder Büro.

Wir hoffen, Sie finden in unserem breiten Beleuchtungsangebot das perfekte Model, das zu Ihrer Raumplanung ideal passt und wird Ihnen damit genauso viel Freude bereiten, die uns beim Kreieren unserer Produkte stets begleitet hat.

Wir wünschen Ihnen viele einzigartige Arrangements!
Ihr Cleoni Team


It might seem that this is just another catalogue by Cleoni. However, nothing could be more wrong.

It is also a stunningly beautiful gallery of modern lighting presenting raw, geometric design. It is a guide to the advanced technology and broad functionality of the proposed solutions. And, finally, perhaps most importantly, it is an endless source of inspiration, indispensable during the process of designing and selecting both adequate and effective lighting for a contemporary house or office.

We hope that among our technical luminaires you are going to find the perfect match for your interior. Let these light fixtures bring you at least as much satisfaction as we got from designing the collection.

*May your arrangements be exceptional!
The Cleoni Team*

Deckenleuchten
ceilings

Aba 1267  10	Aba plus 1267  15	Alan 1409  19	Pero T172  22	Dot T140  24	Dot T140  25	Nekla 1152  29	Spartak T084  38			
Ima T17  44	Mafor T143  52	Mafor T143  55,56	Floride T064  79	Floride T064  80	Floride T064  81	Minimal 1247  82	Minimal 1247  82	Minimal 1247  83	Pixo T068  86	Pixo T068  86
Pixo T068  88,89	Pixo T068  88,89	Pixo T068  90,91	Pixo T068  90,91	Axel T192  105	Borgo T154  106	Borgo T154  108	Nybro T141  116 - 119	Nybro T141  116 - 119	Nybro T141  116 - 119	Andar T135  120
Andar T135  120	Alpina T136  122	Alpina T136  122	Alejo T151  122	Alejo T151  124	Pinto T157  125	Rotax T087  130	Rotax T087  130	Rotax T087  130	Rotax T087  130	Rotax T087  130
Ster T147N  132	Tito T113  134 - 137	Tito T113  134 - 137	Tito T113  134 - 137	Tito T113  134 - 137	Tito T113  134 - 137	Tito T113  134 - 137	Tito T113  141	Tito T113  141	Tito T113  142	Tito T113  142
Toledo T042  147	Toledo T042  148	Toledo T042  149	Tuz T019  150	Tuz T019  150	Tuz T019  150	Tuz T019  151	Tuz T019  151	Tuz T019  154	Vision T012  164	Vision T012  164



Pendelleuchten

pendants

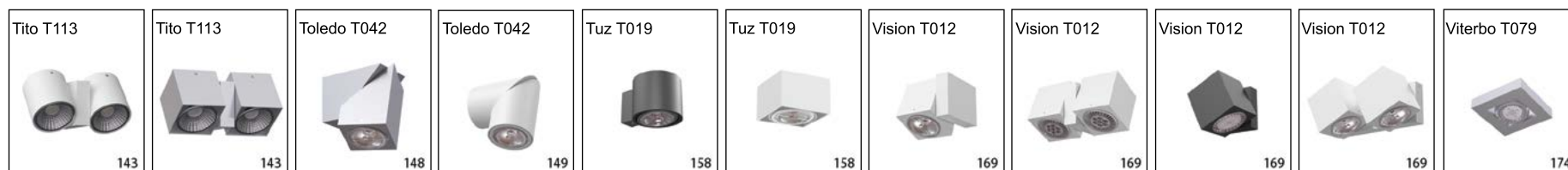
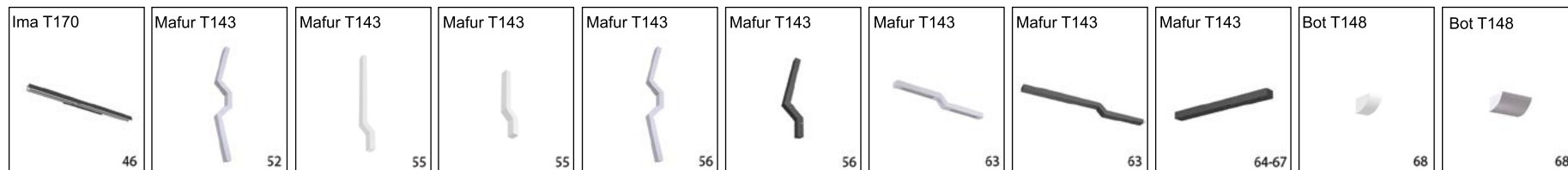

Aba 1267  16	Aba plus 1267  17	Alan 1409  20	Nekla 1152  31	Ara T166K  34	Ara T166P  36,37	Spartak T084  39	Spartak T084  40			
Ima T170  47	Sedna T108  48,49	Ramita 1373  50	Ramita 1373  51	Ramita 1373  51	Ramita 1373  51	Ramita 1373  51	Mafur T143  60	Lira T150  71	Num T051  72,73	Sepia T046  74
Floride T064  76	Floride T064  76	Floride T064  80	Floride T064  81	Pixo T068  86	Pixo T068  93	Pixo T068  93	Pixo T068  94	Pixo T068  94	Ner T169  98,99	Ner T169  100
Ner T169  101	Ner T169  101	Ner T169  102	Ner T169  103	Ner T169  104	Roda 1383  111	Alamak 1389  112	Alamak 1389  112	Nybro T141  117,119	Nybro T141  117,119	Nybro T141  117,119
Alpina T136  122	Alpina T136  122	Tito T113  141	Tito T113  141	Tito T113  141	Tuz T019  153	Tuz T019  153	Vision T012  166	Vision T012  166	Vision T012  166	Viterbo T079  170,173
Viterbo T079  170,173	Viterbo T079  170,173	Viterbo T079  170,173	Viterbo T079  170,173	Viterbo T079  172	Aspen T008  197					

Strahlern
tracks


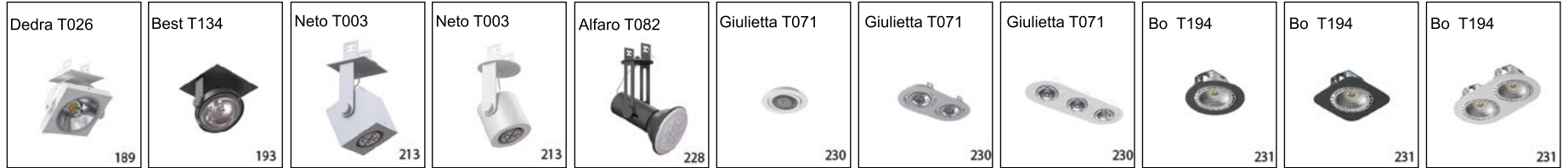
Dot track T140  26	Ner T169  96,97	Tito T113  144	Tito T113  144	Tito T113  144	Tito T113  144	Toledo T042  147	Toledo T042  148			
Toledo T042  149	Tuz T019  154	Vision T012  165	Vision T012  165	Zeta T024  180	Zeta T024  185	Zeta T024  185	Dedra T026  186	Dedra T026  186	Dedra T026  186	Aspen T008  196
Aspen T008  197	Astor T117  198	Astor T117  200,201	Astor T117  203	Astor T117  203	Astor T117  204	Kalmar T001  207	Kalmar T001  207	Neto T003  214	Neto T003  214	Minoris T091  217
Gabi T085  219	Gabi T085  220	Gabi T085  221	Galeon T022  225	Alfaro T082  229						

Wandleuchten

walls



Einbauleuchten
recesseds




Aba

Deckenleuchte

ceiling

LED



Farbtemperatur 3000K / 4000K

color temperature 3000K / 4000K

Spannung 230V

power supply 230V

Material Stahl

materials steel

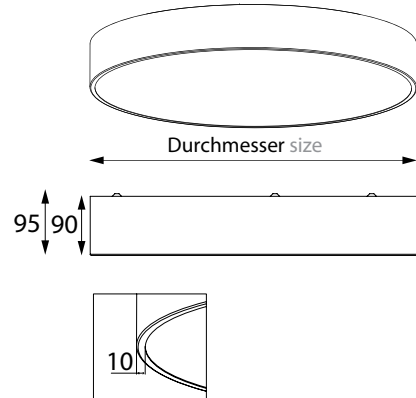
DIMMABLE dimmbar

NON DIMMABLE Nicht dimmbar

* Ausführung Touch Dim,
DALI oder 1-10V dimmbar
auf Anfrage

Possible to order Touch
Dim, DALI or 1-10V dimming
version

* LED Philips



Durchmesser size	Gewicht weight [kg]	Leistung power	Lumen lumens	Farbtemperatur color temperature	Index	Energie- klasse energy class
200	0,7	LED 15W DIMMABLE	1455lm	3000K / 4000K	1267PM1AW19...color1/3000K / 4000K	A++
250	1,2	LED 23W DIMMABLE	2231lm	3000K / 4000K	1267PM5AW20...color1/3000K / 4000K	A++
300	1,7	LED 23W DIMMABLE	2231lm	3000K / 4000K	1267PA1AW20...color1/3000K / 4000K	A++
	1,7	E27 2 x max 23W	—	—	1267PA1AE2... color1	A++, A+, A
350	2,2	LED 23W DIMMABLE	2231lm	3000K / 4000K	1267PA5AW20...color1/3000K / 4000K	A++
	2,2	E27 2 x max 23W	—	—	1267PA5AE2... color1	A++, A+, A
400	2,6	LED* 29W NON DIMMABLE *	3300lm	3000K / 4000K	1267PB1AP11...color1/3000K / 4000K	A++
	2,6	E27 3 x max 23W	—	—	1267PB1AE3... color1	A++, A+, A
500	3,8	LED* 29W NON DIMMABLE *	3300lm	3000K / 4000K	1267PC1AP11...color1/3000K / 4000K	A++
	3,8	E27 4 x max 23W	—	—	1267PD1AE4... color1	A++, A+, A
600	5,1	LED* 67W NON DIMMABLE *	7700lm	3000K / 4000K	1267PD1AP18...color1/3000K / 4000K	A++
	5,1	E27 5 x max 23W	—	—	1267PD1AE5... color1	A++, A+, A
700	6,1	LED* 77W NON DIMMABLE *	8800lm	3000K / 4000K	1267PE1AP15...color1/3000K / 4000K	A++
	6,1	E27 5 x max 23W	—	—	1267PE1AE5... color1	A++, A+, A



Private interior
Kraków



marina suchorska
interior design



marina suchorska
interior design



Private interior
Kraków

Aba plus

Deckenleuchte
ceiling

LED

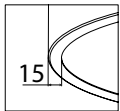
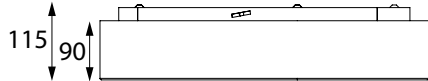
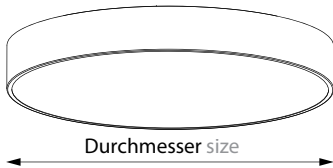


Farbtemperatur 3000K / 4000K
color temperature 3000K / 4000K
Spannung 230V
power supply 230V
Material Stahl
materials steel

NON DIMMABLE Nicht dimmbar

* Ausführung Touch Dim,
DALI oder 1-10V dimmbar
auf Anfrage
Possible to order Touch Dim,
DALI or 1-10V dimming version

* LED Philips



Durchmesser size	Gewicht weight [kg]	Leistung power	Lumen lumens	Farbtemperatur color temperature	Index	Energieklasse energy class
400	3,1	LED* 29W NON DIMMABLE *	3300lm	3000K / 4000K	1267PLB1AP11...color1/3000K / 4000K	A++
	3,1	E27 3 x max 23W	—	—	1267PLB1AE3... color1	A++, A+, A
500	6,9	LED* 29W NON DIMMABLE *	3300lm	3000K / 4000K	1267PLC1AP11...color1/3000K / 4000K	A++
	6,9	E27 4 x max 23W	—	—	1267PLC1AE4... color1	A++, A+, A
600	10,7	LED* 67W NON DIMMABLE *	7700lm	3000K / 4000K	1267PLD1AP18...color1/3000K / 4000K	A++
	10,7	E27 5 x max 23W	—	—	1267PLD1AE5... color1	A++, A+, A
700	14,5	LED* 77W NON DIMMABLE *	8800lm	3000K / 4000K	1267PLE1AP15...color1/3000K / 4000K	A++
	14,5	E27 5 x max 23W	—	—	1267PLE1AE5... color1	A++, A+, A
800	18,3	LED* 77W NON DIMMABLE *	8800lm	3000K / 4000K	1267PH1AP15... color1/3000K / 4000K	A++
	18,3	E27 8 x max 23W	—	—	1267PH1AE8... color1	A++, A+, A
900	22,1	LED* 86W NON DIMMABLE *	9900lm	3000K / 4000K	1267PK1AP17... color1/3000K / 4000K	A++
	22,1	E27 10 x max 23W	—	—	1267PK1AEL... color1	A++, A+, A
1000	26,3	LED* 125W NON DIMMABLE *	14300lm	3000K / 4000K	1267PL1AP27... color1/3000K / 4000K	A++
	26,3	E27 12 x max 23W	—	—	1267PL1AEP... color1	A++, A+, A
1100	31,0	LED* 144W NON DIMMABLE *	16500lm	3000K / 4000K	1267PY1AP28... color1/3000K / 4000K	A++
	31,0	E27 12 x max 23W	—	—	1267PY1AEP... color1	A++, A+, A
1200	35,5	LED* 172W NON DIMMABLE *	19800lm	3000K / 4000K	1267PT1AP30... color1/3000K / 4000K	A++
	35,5	E27 14 x max 23W	—	—	1267PT1AER... color1	A++, A+, A
1300	41,2	LED* 172W NON DIMMABLE *	19800lm	3000K / 4000K	1267PR1AP30... color1/3000K / 4000K	A++
	41,2	E27 14 x max 23W	—	—	1267PR1AER... color1	A++, A+, A
1400	47,2	LED* 258W NON DIMMABLE *	29700lm	3000K / 4000K	1267PU1AP31... color1/3000K / 4000K	A++
	47,2	E27 16 x max 23W	—	—	1267PU1AET... color1	A++, A+, A
1500	53,3	LED* 258W NON DIMMABLE *	29700lm	3000K / 4000K	1267PZ1AP31... color1/3000K / 4000K	A++
	53,3	E27 16 x max 23W	—	—	1267PZ1AET... color1	A++, A+, A
1600	59,0	LED* 258W NON DIMMABLE *	29700lm	3000K / 4000K	1267PP1AP31... color1/3000K / 4000K	A++
	59,0	E27 16 x max 23W	—	—	1267PP1AET... color1	A++, A+, A

Pendelleuchte *pendant*

LED



Farbtemperatur 3000K / 4000K

color temperature 3000K / 4000K

Spannung 230V

power supply 230V

Material Stahl

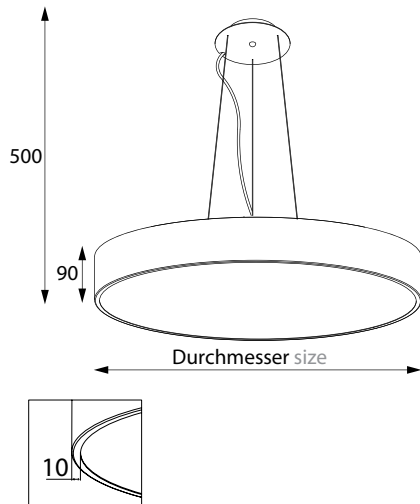
materials steel

DIMMABLE dimmbar

NON DIMMABLE Nicht dimmbar

* Ausführung Touch Dim,
DALI oder 1-10V dimmbar
auf Anfrage
*Possible to order Touch
Dim, DALI or 1-10V dimming
version*

* LED Philips




Durchmesser <i>size</i>	Gewicht <i>weight</i> [kg]	Leistung <i>power</i>	Lumen <i>lumens</i>	Farbtemperatur <i>color temperature</i>	Index	Energieklasse <i>energy class</i>
300	1,7	LED 23W DIMMABLE	2231lm	3000K / 4000K	1267ZA1ADW20...color1/3000K / 4000K	A++
	1,7	E27 2 x max 23W	—	—	1267ZA1AE2... color1	A++, A+, A
350	2,2	LED 23W DIMMABLE	2231lm	3000K / 4000K	1267ZA5AW20... color1/3000K / 4000K	A++
	2,2	E27 2 x max 23W	—	—	1267ZA5AE2... color1	A++, A+, A
400	2,5	LED* 29W NON DIMMABLE *	3300lm	3000K / 4000K	1267ZB1AP11... color1/3000K / 4000K	A++
	2,5	E27 3 x max 23W	—	—	1267ZB1AE3... color1	A++, A+, A
500	3,4	LED* 29W NON DIMMABLE *	3300lm	3000K / 4000K	1267ZC1AP11... color1/3000K / 4000K	A++
	3,4	E27 4 x max 23W	—	—	1267ZC1AE4... color1	A++, A+, A
600	4,7	LED* 67W NON DIMMABLE *	7700lm	3000K / 4000K	1267ZD1AP18... color1/3000K / 4000K	A++
	4,7	E27 5 x max 23W	—	—	1267ZD1AE5... color1	A++, A+, A
700	5,7	LED* 77W NON DIMMABLE *	8800lm	3000K / 4000K	1267ZE1AP15... color1/3000K / 4000K	A++
	5,7	E27 5 x max 23W	—	—	1267ZE1AE5... color1	A++, A+, A

ZURÜCK
BACK

Aba plus

Pendelleuchte *pendant*

LED



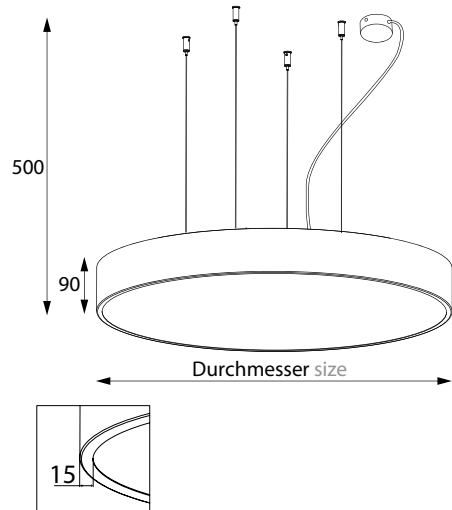
Farbtemperatur 3000K / 4000K
color temperature 3000K / 4000K
Spannung 230V
power supply 230V
Material Stahl
materials steel



NON DIMMABLE Nicht dimmbar

* Ausführung Touch Dim, DALI oder 1-10V dimmbar auf Anfrage
Possible to order Touch Dim, DALI or 1-10V dimming version

* LED Philips



Durchmesser <i>size</i>	Gewicht <i>weight</i> [kg]	Leistung <i>power</i>	Lumen <i>lumens</i>	Farbtemperatur <i>color temperature</i>	Index	Energieklasse <i>energy class</i>
800	11,0	LED* 77W NON DIMMABLE *	8800lm	3000K / 4000K	1267ZH1AP15...color1/3000K / 4000K	A++
	11,0	E27 8 x max 23W	—	—	1267ZH1AE8... color1	A++, A+, A
900	13,4	LED* 86W NON DIMMABLE *	9900lm	3000K / 4000K	1267ZK1AP17...color1/3000K / 4000K	A++
	13,4	E27 10 x max 23W	—	—	1267ZK1AEL... color1	A++, A+, A
1000	16,4	LED* 125W NON DIMMABLE *	14300lm	3000K / 4000K	1267ZL1AP27...color1/3000K / 4000K	A++
	16,4	E27 12 x max 23W	—	—	1267ZL1AEP... color1	A++, A+, A
1100	26,6	LED* 144W NON DIMMABLE *	16500lm	3000K / 4000K	1267ZY1AP28...color1/3000K / 4000K	A++
	26,6	E27 12 x max 23W	—	—	1267ZY1AEP... color1	A++, A+, A
1200	36,7	LED* 172W NON DIMMABLE *	19800lm	3000K / 4000K	1267ZT1AP30...color1/3000K / 4000K	A++
	36,7	E27 14 x max 23W	—	—	1267ZT1AER... color1	A++, A+, A
1300	39,9	LED* 172W NON DIMMABLE *	19800lm	3000K / 4000K	1267ZR1AP30...color1/3000K / 4000K	A++
	39,9	E27 14 x max 23W	—	—	1267ZR1AER... color1	A++, A+, A
1400	46,0	LED* 258W NON DIMMABLE *	29700lm	3000K / 4000K	1267ZU1AP31...color1/3000K / 4000K	A++
	46,0	E27 16 x max 23W	—	—	1267ZU1AET... color1	A++, A+, A
1500	52,0	LED* 258W NON DIMMABLE *	29700lm	3000K / 4000K	1267ZZ1AP31...color1/3000K / 4000K	A++
	52,0	E27 16 x max 23W	—	—	1267ZZ1AET... color1	A++, A+, A
1600	57,7	LED* 258W NON DIMMABLE *	29700lm	3000K / 4000K	1267ZP1AP31...color1/3000K / 4000K	A++
	57,7	E27 16 x max 23W	—	—	1267ZP1AET... color1	A++, A+, A



Wandleuchte *wall*

LED



Farbtemperatur 3000K / 4000K

color temperature 3000K / 4000K

Spannung 230V

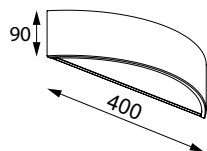
power supply 230V

Material Stahl

materials steel

DIMMABLE

dimmbar



Länge <i>size</i>	Gewicht <i>weight</i> [kg]	Leistung <i>power</i>	Lumen <i>lumens</i>	Farbtemperatur <i>color temperature</i>	Index	Energieklasse <i>energy class</i>	
400		1,4	LED 9W DIMMABLE	873lm	3000K / 4000K	1267KB1AL5...color1/3000K / 4000K	A++
		1,4	E27 1 x max 23W	—	—	1267KB1AE1...color1	A++, A+, A

Alan

Deckenleuchte *ceiling*

LED



Farbtemperatur 3000K / 4000K

color temperature 3000K / 4000K

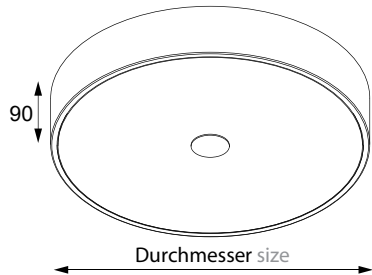
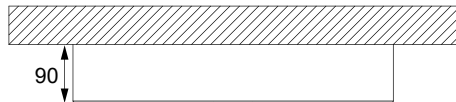
Spannung 230V

power supply 230V

Material Stahl

materials steel

DIMMABLE dimmbar



Durchmesser <i>size</i>	Gewicht <i>weight</i> [kg]	Leistung <i>power</i>	Lumen <i>lumens</i>	Farbtemperatur <i>color temperature</i>	Index	Energieklasse <i>energy class</i>
300	1,7	LED 23W DIMMABLE	2231 lm	3000K / 4000K	1409/P/A1/A/W20...color1/3000K / 4000K	A++
	1,7	LED 34W DIMMABLE	3298 lm	3000K / 4000K	1409/P/A1/A/W21...color1/3000K / 4000K	A++
	1,7	E27 2 x max 23W	—	—	1409/P/A1/A/E2... color1	A++, A+, A
400	2,6	LED 34W DIMMABLE	3298 lm	3000K / 4000K	1409/P/B1/A/W21...color1/3000K / 4000K	A++
	2,6	E27 3 x max 23W	—	—	1409/P/B1/A/E3... color1	A++, A+, A
500	3,7	LED 34W DIMMABLE	3298 lm	3000K / 4000K	1409/P/C1/A/W21...color1/3000K / 4000K	A++
	3,7	E27 4 x max 23W	—	—	1409/P/C1/A/E4... color1	A++, A+, A

Pendelleuchte *pendant*

LED



Farbtemperatur 3000K / 4000K

color temperature 3000K / 4000K

Spannung 230V

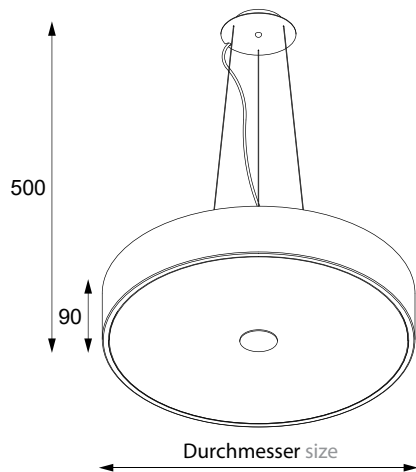
power supply 230V

Material Stahl

materials steel

DIMMABLE

dimmbar



Durchmesser <i>size</i>	Gewicht <i>weight</i> [kg]	Leistung <i>power</i>	Lumen <i>lumens</i>	Farbtemperatur <i>color temperature</i>	Index	Energieklasse <i>energy class</i>
300	1,9	LED 23W DIMMABLE	2231 lm	3000K / 4000K	1409/Z/A1/AW20...color1/3000K / 4000K	A++
	1,9	LED 34W DIMMABLE	3298 lm	3000K / 4000K	1409/Z/A1/AW21...color1/3000K / 4000K	A++
	1,9	E27 2 x max 23W	—	—	1409/Z/A1/AE2... color1	A++, A+, A
400	2,8	LED 34W DIMMABLE	3298 lm	3000K / 4000K	1409/Z/B1/AW21...color1/3000K / 4000K	A++
	2,8	E27 3 x max 23W	—	—	1409/Z/B1/AE3... color1	A++, A+, A
500	3,9	LED 34W DIMMABLE	3298 lm	3000K / 4000K	1409/Z/C1/AW21...color1/3000K / 4000K	A++
	3,9	E27 4 x max 23W	—	—	1409/Z/C1/AE4... color1	A++, A+, A

Alan

Einbauleuchte *recessed*

LED



Farbtemperatur 3000K / 4000K

color temperature 3000K / 4000K

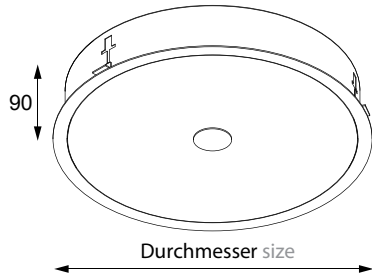
Spannung 230V

power supply 230V

Material Stahl

materials steel

DIMMABLE dimmbar



Durchmesser size	Gewicht weight [kg]	Leistung power	Lumen lumens	Farbtemperatur color temperature	Index	Energieklasse energy class
 300	1,8	LED 23W DIMMABLE	2231 lm	3000K / 4000K	1409/W/A1/A/W20...color1/3000K / 4000K	A++
	1,8	LED 34W DIMMABLE	3298 lm	3000K / 4000K	1409/W/A1/A/W21...color1/3000K / 4000K	A++
	1,8	E27 2 x max 23W	—	—	1409/W/A1/A/E2... color1	A++, A+, A
 380	2,7	LED 34W DIMMABLE	3298 lm	3000K / 4000K	1409/W/B1/A/W21...color1/3000K / 4000K	A++
	2,7	E27 3 x max 23W	—	—	1409/W/B1/A/E3... color1	A++, A+, A
 480	3,8	LED 34W DIMMABLE	3298 lm	3000K / 4000K	1409/W/C1/A/W21...color1/3000K / 4000K	A++
	3,8	E27 4 x max 23W	—	—	1409/W/C1/A/E4... color1	A++, A+, A



Deckenleuchte *ceiling*



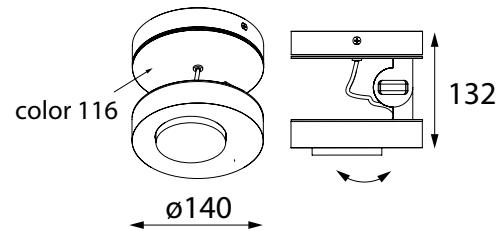
LED 5,5W, 560lm, 4000K
Energieklasse *energy class*

T172BA...color1/ 4000K
A+



Leuchtenmittel *light source*
Netzteil *power supply*
Lampholder
Material *materials*

LED
230V
GX53-20
Aluminium





Deckenleuchte *ceiling*

LED **4W**, 388lm, 3000K oder or 4000K T140/AT/A/N7/Sd...color1/3000K, 4000K
Energieklasse *energy class* A++

LED **6W**, 582lm, 3000K oder or 4000K T140/AT/A/N8/Sd...color1/3000K, 4000K
Energieklasse *energy class* A++

LED **8W**, 776lm, 3000K oder or 4000K T140/AT/A/N9/Sd...color1/3000K, 4000K
Energieklasse *energy class* A++

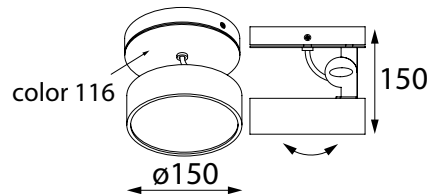
LED **10W**, 970lm, 3000K oder or 4000K T140/AT/A/Z1/Sd...color1/3000K, 4000K
Energieklasse *energy class* A++

LED **15W**, 1455lm, 3000K oder or 4000K T140/AT/A/Z2/Sd...color1/3000K, 4000K
Energieklasse *energy class* A++



Leuchtmittel *light source*
Farbtemperatur *color temperature*
Spannung *power supply*
Material *materials*

LED Modul *LED module*
3000K, 4000K
230V
Aluminium



Deckenleuchte *ceiling*

LED **4W**, 388lm, 3000K oder or 4000K **T140/A/A/N7/Sd...**color 1/3000K, 4000K
Energieklasse *energy class* A++

LED **6W**, 582lm, 3000K oder or 4000K **T140/A/A/N8/Sd...**color 1/3000K, 4000K
Energieklasse *energy class* A++

LED **8W**, 776lm, 3000K oder or 4000K **T140/A/A/N9/Sd...**color 1/3000K, 4000K
Energieklasse *energy class* A++

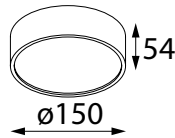
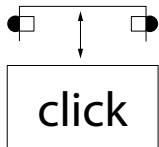

LED **10W**, 970lm, 3000K oder or 4000K **T140/A/A/Z1/Sd...**color 1/3000K, 4000K
Energieklasse *energy class* A++

LED **15W**, 1455lm, 3000K oder or 4000K **T140/A/A/Z2/Sd...**color 1/3000K, 4000K
Energieklasse *energy class* A++



Leuchtmittel *light source*
Farbtemperatur *color temperature*
Spannung *power supply*
Material *materials*

LED Modul *LED module*
3000K, 4000K
230V
Aluminium



Strahler *track*

LED **4W**, 388lm, 3000K oder or 4000K
Energieklasse *energy class*

T140/ST/A/N7/Td...color1/3000K, 4000K
A++

LED **6W**, 582lm, 3000K oder or 4000K
Energieklasse *energy class*

T140/ST/A/N8/Td...color1/3000K, 4000K
A++

LED **8W**, 776lm, 3000K oder or 4000K
Energieklasse *energy class*

T140/ST/A/N9/Td...color1/3000K, 4000K
A++

LED **10W**, 970lm, 3000K oder or 4000K
Energieklasse *energy class*

T140/ST/A/Z1/Td...color1/3000K, 4000K
A++

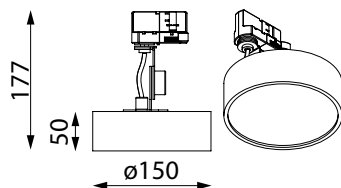
LED **15W**, 1455lm, 3000K oder or 4000K
Energieklasse *energy class*

T140/ST/A/Z2/Td...color1/3000K, 4000K
A++



Leuchtenmittel *light source*
Farbtemperatur *color temperature*
Netzteil *power supply*
Material *materials*

Modul LED *LED module*
3000K lub 4000K
230V
Aluminium





Wandleuchte *wall*

LED



Farbtemperatur *color temperature*

Spannung *power supply*

Material
materials

3000K, 4000K

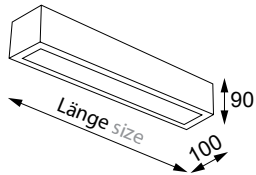
230V

Stahl

steel

DIMMABLE

dimmbar



Länge <i>size</i>	Gewicht <i>weight</i> [kg]	Leistung <i>power</i>	Lumen <i>lumens</i>	Farbtemperatur <i>color temperature</i>	Index	Energieklasse <i>energy class</i>
400	1,4	E27 1 x max 23W	—	—	1152K1...color1	A++, A+, A
	1,4	LED 9W DIMMABLE	873lm	3000K / 4000K	1152K1L5...color1/ 3000K / 4000K	A++
500	1,7	E27 2 x max 23W	—	—	1152K2...color1	A++, A+, A
	1,7	LED 9W DIMMABLE	873lm	3000K / 4000K	1152K2L5...color1/ 3000K / 4000K	A++
600	1,9	E27 2 x max 23W	—	—	1152K3...color1	A++, A+, A
	1,9	LED 18W DIMMABLE	1746lm	3000K / 4000K	1152K3L6...color1/ 3000K / 4000K	A++
700	2,2	E27 2 x max 23W	—	—	1152K4...color1	A++, A+, A
	2,2	LED 18W DIMMABLE	1746lm	3000K / 4000K	1152K4L6...color1/ 3000K / 4000K	A++
800	2,4	E27 2 x max 23W	—	—	1152K5...color1	A++, A+, A
	2,4	LED 18W DIMMABLE	1746lm	3000K / 4000K	1152K5L6...color1/ 3000K / 4000K	A++

Deckenleuchte *ceiling*

LED



Farbtemperatur *color temperature*

3000K, 4000K

Spannung *power supply*

230V

Material

Stahl

materials

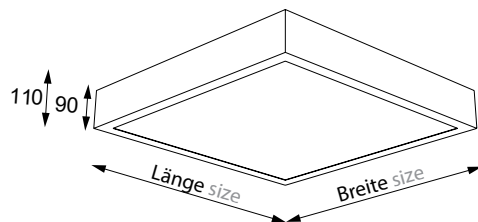
steel

NON DIMMABLE Nicht dimmbar

* Ausführung Touch Dim,
DALI oder 1-10V dimmbar
auf Anfrage

*Possible to order Touch
Dim, DALI or 1-10V dimming
version*

* LED Philips



Länge size	Breite size	Gewicht weight [kg]	Leistung power	Lumen lumens	Farbtemperatur color temperature	Index	Energieklasse energy class
400		5,0	E27 3 x max 23W	—	—	1152P1...color1	A++, A+, A
		5,0	LED* 29W NON DIMMABLE *	3300lm	3000K / 4000K	1152P1P11...color1/ 3000K / 4000K	A++
500		5,9	E27 3 x max 23W	—	—	1152P2...color1	A++, A+, A
		5,9	LED* 38W NON DIMMABLE *	4400lm	3000K / 4000K	1152P2P03...color1/ 3000K / 4000K	A++
600		7,7	E27 4 x max 23W	—	—	1152P3...color1	A++, A+, A
		7,7	LED* 58W NON DIMMABLE *	6600lm	3000K / 4000K	1152P3P22...color1/ 3000K / 4000K	A++
700		10,2	E27 4 x max 23W	—	—	1152P4...color1	A++, A+, A
		10,2	LED* 77W NON DIMMABLE *	8800lm	3000K / 4000K	1152P4P15...color1/ 3000K / 4000K	A++





Jaroszewskie wzgórze
Sieraków

Pendelleuchte *pendant*

LED



Farbtemperatur *color temperature*

3000K, 4000K

Spannung *power supply*

230V

Material

Stahl

materials

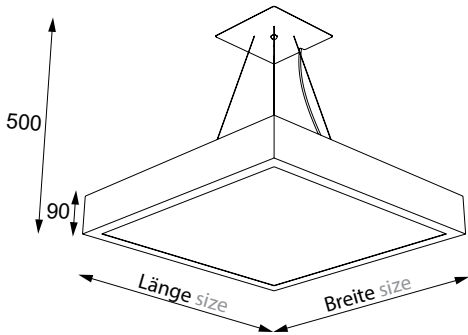
steel

DIMMABLE dimmbar

NON DIMMABLE Nicht dimmbar

* Ausführung Touch Dim,
DALI oder 1-10V dimmbar
auf Anfrage
*Possible to order Touch
Dim, DALI or 1-10V dimming
version*

* LED Philips



Länge Breite <i>size</i>	Gewicht <i>weight</i> [kg]	Leistung <i>power</i>	Lumen <i>lumens</i>	Farbtemperatur <i>color temperature</i>	Index	Energieklasse <i>energy class</i>	
400		5,0	E27 4 x max 23W	—	—	1152W1...color1	A++, A+, A
		5,0	LED* 29W NON DIMMABLE *	3300lm	3000K / 4000K	1152W1P11...color1/ 3000K / 4000K	A++
		5,0	LED* 48W NON DIMMABLE *	5500lm	3000K / 4000K	1152W1S01...color1/ 3000K / 4000K	A++
500		5,9	E27 4 x max 23W	—	—	1152W2...color1	A++, A+, A
		5,9	LED* 38W NON DIMMABLE *	4400lm	3000K / 4000K	1152W2P03...color1/ 3000K / 4000K	A++
		5,9	LED* 58W NON DIMMABLE *	6600lm	3000K / 4000K	1152W2S02...color1/ 3000K / 4000K	A++
600		7,7	E27 4 x max 23W	—	—	1152W3...color1	A++, A+, A
		7,7	LED* 58W NON DIMMABLE *	6600lm	3000K / 4000K	1152W3P22...color1/ 3000K / 4000K	A++
		7,7	LED* 77W NON DIMMABLE *	8800lm	3000K / 4000K	1152W3S03...color1/ 3000K / 4000K	A++
700		10,2	E27 4 x max 23W	—	—	1152W4...color1	A++, A+, A
		10,2	LED* 77W NON DIMMABLE *	8800lm	3000K / 4000K	1152W4P15...color1/ 3000K / 4000K	A++
		10,2	LED* 116W NON DIMMABLE *	13200lm	3000K / 4000K	1152W4S06...color1/ 3000K / 4000K	A++



Wandleuchte *wall*



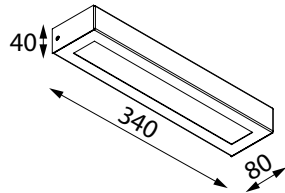
LED 3000K
Energieklasse *energy class*
LED 4000K
Energieklasse *energy class*



Leuchtmittel *light source*
Leistung *power*
Lumen *lumens*
Farbtemperatur *color temperature*
Spannung *power supply*
Material *materials*

1392A1Z3...color1/3000K
A++
1392A1Z3...color1/4000K
A++

LED Modul *LED Module*
9W
873lm
3000K, 4000K
230V
Stahl, *steel*



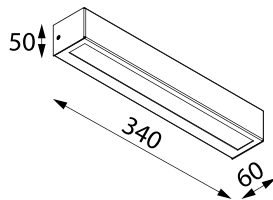
Wandleuchte *wall*



1392A2Z3...color1/3000K
A++

1392A2Z3...color1/4000K
A++

LED Modul *LED Module*
9W
873lm
3000K, 4000K
230V
Stahl, *steel*





Leuchtenmittel - Modul LED

light source - LED module

Farbtemperatur - 3000K oder 4000K

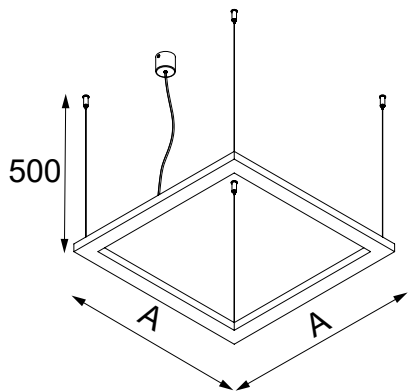
color temperature - 3000K or 4000K

Netzteil - 230V

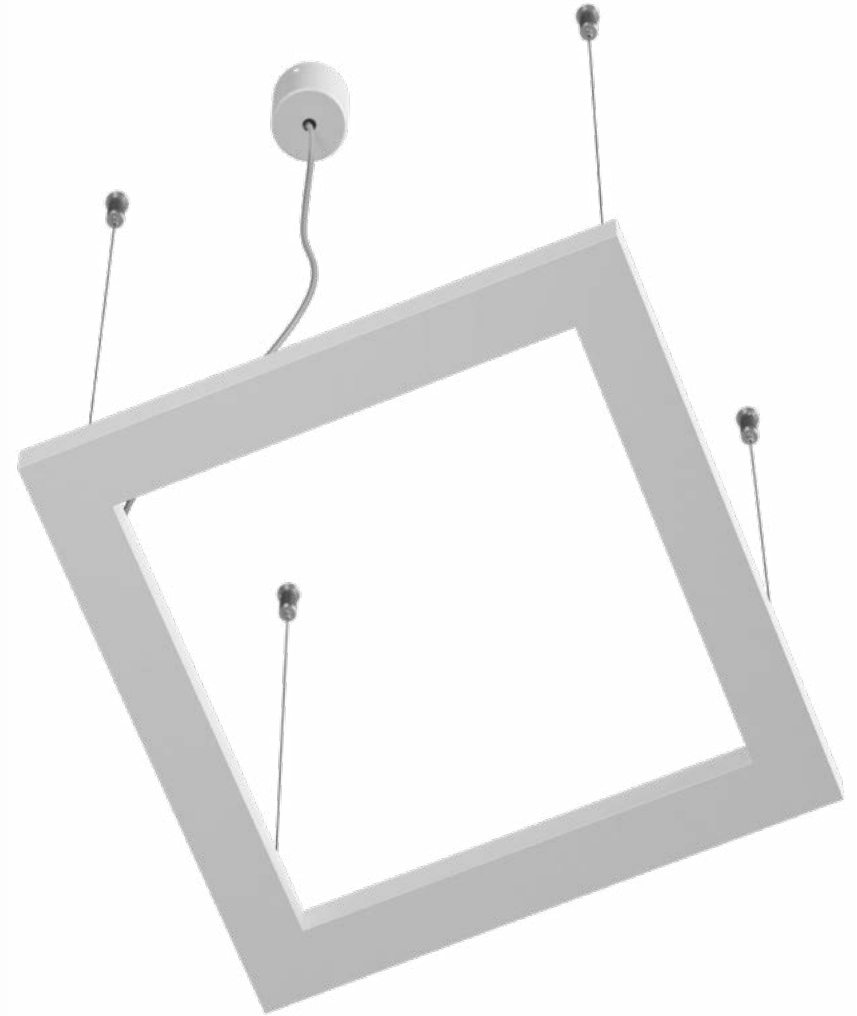
power supply - 230V

Material - Aluminium, Stahl

materials - aluminium, steel



		A [mm]	Gewicht weight [Kg]	Leistung power	Lumen lumens	Farbtemperatur color temperature	index	Energieklasse energy class
400		400	1	18W	1746lm	3000K / 4000K	T166KA1Z7/color1/3000K / 4000K	A++
		400	1	36W	3492lm	3000K / 4000K	T166KA2Z6/color1/3000K / 4000K	A++
500		500	1,2	18W	1746lm	3000K / 4000K	T166KB1Z7/color1/3000K / 4000K	A++
		500	1,2	36W	3492lm	3000K / 4000K	T166KB2Z6/color1/3000K / 4000K	A++
600		600	1,4	18W	1746lm	3000K / 4000K	T166KC1Z7/color1/3000K / 4000K	A++
		600	1,4	36W	3492lm	3000K / 4000K	T166KC2Z6/color1/3000K / 4000K	A++
		600	1,4	54W	5238lm	3000K / 4000K	T166KC3W64/color1/3000K / 4000K	A++
700		700	1,6	36W	3492lm	3000K / 4000K	T166KD1Z9/color1/3000K / 4000K	A++
		700	1,6	72W	6984lm	3000K / 4000K	T166KD2Z8/color1/3000K / 4000K	A++
800		800	1,8	36W	3492lm	3000K / 4000K	T166KE1Z9/color1/3000K / 4000K	A++
		800	1,8	72W	6984lm	3000K / 4000K	T166KE2Z8/color1/3000K / 4000K	A++
900		900	2	36W	3492lm	3000K / 4000K	T166KF1Z9/color1/3000K / 4000K	A++
		900	2	72W	6984lm	3000K / 4000K	T166KF2Z8/color1/3000K / 4000K	A++
1000		1000	2,2	36W	3492lm	3000K / 4000K	T166KG1Z9/color1/3000K / 4000K	A++
		1000	2,2	72W	6984lm	3000K / 4000K	T166KG2Z8/color1/3000K / 4000K	A++
		1000	2,2	108W	10476lm	3000K / 4000K	T166KG3D9/color1/3000K / 4000K	A++





Leuchtenmittel - Modul LED

light source - LED module

Farbtemperatur - 3000K oder 4000K

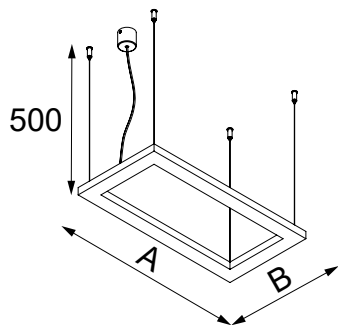
color temperature - 3000K or 4000K

Netzteil - 230V

power supply - 230V

Material - Aluminium, Stahl

materials - aluminium, steel



	A x B [mm]	Gewicht weight [Kg]	Leistung power	Lumen lumens	Farbtemperatur color temperature	index	Energieklasse energy class	
600		600x300	1,3	18W	1746lm	3000K / 4000K	T166PA1Z7/color1/3000K / 4000K	A++
		600x300	1,3	36W	3492lm	3000K / 4000K	T166PA2Z9/color1/3000K / 4000K	A++
		600x400	1,6	18W	1746lm	3000K / 4000K	T166PB1Z7/color1/3000K / 4000K	A++
		600x400	1,6	36W	3492lm	3000K / 4000K	T166PB2Z9/color1/3000K / 4000K	A++
800		800x400	1,7	36W	3492lm	3000K / 4000K	T166PC1Z9/color1/3000K / 4000K	A++
		800x400	1,7	54W	5238lm	3000K / 4000K	T166PC2N3/color1/3000K / 4000K	A++
900		900x450	1,8	36W	3492lm	3000K / 4000K	T166PD1Z9/color1/3000K / 4000K	A++
		900x450	1,8	54W	5238lm	3000K / 4000K	T166PD2N3/color1/3000K / 4000K	A++
		900x450	1,8	72W	6984lm	3000K / 4000K	T166PD3W52/color1/3000K / 4000K	A++
		900x600	1,9	36W	3492lm	3000K / 4000K	T166PE1Z9/color1/3000K / 4000K	A++
		900x600	1,9	72W	6984lm	3000K / 4000K	T166PE2Z8/color1/3000K / 4000K	A++
1000		1000x500	1,9	36W	3492lm	3000K / 4000K	T166PF1Z9/color1/3000K / 4000K	A++
		1000x500	1,9	54W	5238lm	3000K / 4000K	T166PF2N3/color1/3000K / 4000K	A++
		1000x500	1,9	90W	8730lm	3000K / 4000K	T166PF3K1/color1/3000K / 4000K	A++
		1000x600	2,1	36W	3492lm	3000K / 4000K	T166PG1Z9/color1/3000K / 4000K	A++
		1000x600	2,1	72W	6984lm	3000K / 4000K	T166PG2Z8/color1/3000K / 4000K	A++
		1000x600	2,1	90W	8730lm	3000K / 4000K	T166PG3K1/color1/3000K / 4000K	A++

	A x B [mm]	Gewicht Gewicht [Kg]	Leistung power	Lumen lumens	Farbtemperatur color temperature	index	Energieklasse energy class
1200	1200x600	2,3	36W	3492lm	3000K / 4000K	T166PH1Z9/color1/3000K / 4000K	A++
	1200x600	2,3	72W	6984lm	3000K / 4000K	T166PH2Z8/color1/3000K / 4000K	A++
	1200x600	2,3	90W	8730lm	3000K / 4000K	T166PH3K1/color1/3000K / 4000K	A++
1300	1300x600	2,5	36W	3492lm	3000K / 4000K	T166PK1Z9/color1/3000K / 4000K	A++
	1300x600	2,5	108W	10476lm	3000K / 4000K	T166PK2D4/color1/3000K / 4000K	A++



Deckenleuchte *ceiling*



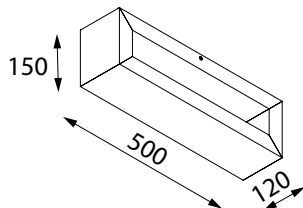
LED 3000K
Energieklasse *energy class*
LED 4000K
Energieklasse *energy class*



Leuchtenmittel *light source*
Leistung *power*
Lumen *lumens*
Farbtemperatur *color temperature*
Netzteil *power supply*
Material *materials*

T084/W1/Z7/Pd/color1/3000K
A++
T084/W1/Z7/Pd/color1/4000K
A++

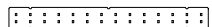
Modul LED *LED module*
18W
1746lm
3000K lub 4000K
230V
Aluminium



Pendelleuchte *pendant*



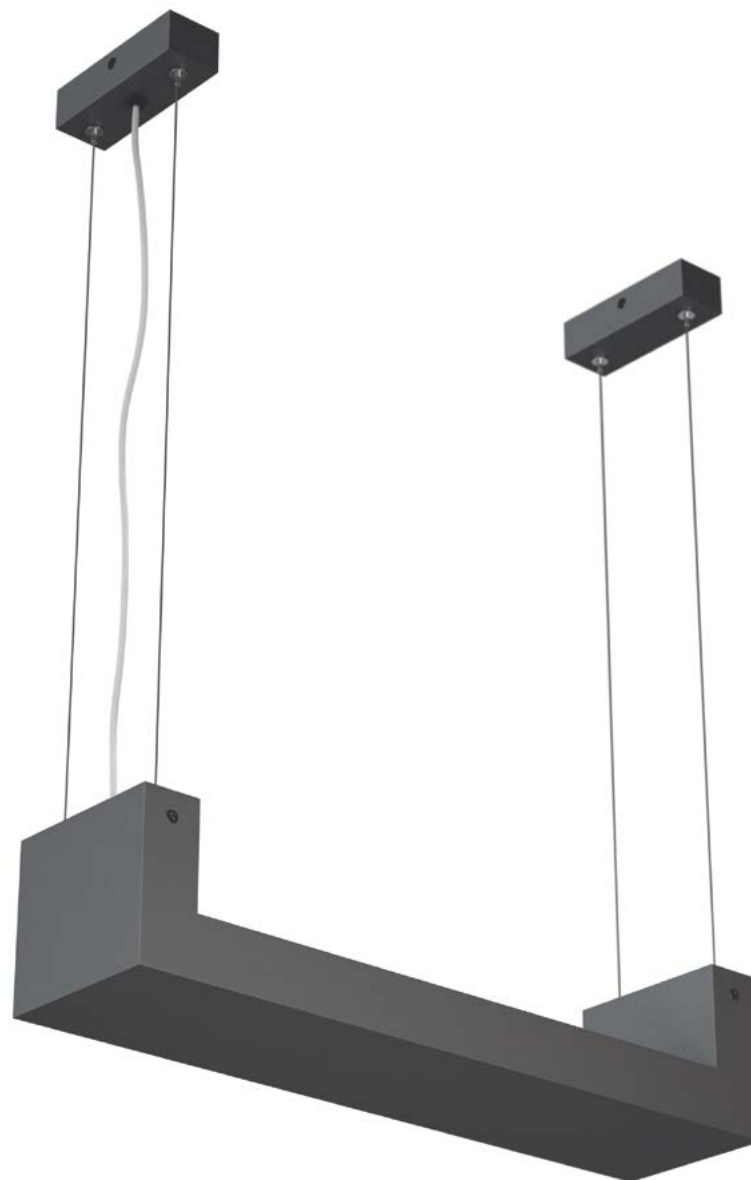
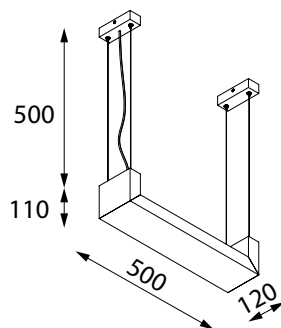
LED 3000K
Energieklasse *energy class*
LED 4000K
Energieklasse *energy class*



Leuchtenmittel *light source*
Leistung *power*
Lumen *lumens*
Farbtemperatur *color temperature*
Netzteil *power supply*
Material *materials*

T084/R1/Z7/Wd/color1/3000K
A++
T084/R1/Z7/Wd/color1/4000K
A++

Modul LED *LED module*
18W
1746lm
3000K lub 4000K
230V
Aluminium



Pendelleuchte *pendant*

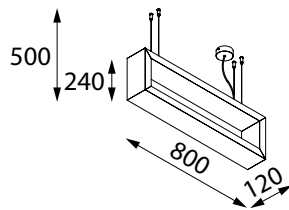


LED 3000K
Energieklasse *energy class*
LED 4000K
Energieklasse *energy class*



Leuchtmittel *light source*
Leistung *power*
Lumen *lumens*
Farbtemperatur *color temperature*
Spannung *power supply*
Material *materials*

LED Modul *LED module*
36W
3492lm
3000K, 4000K
230V
Aluminium

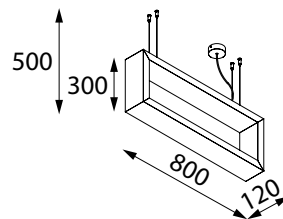


Pendelleuchte *pendant*



T084/T3/Z9/Wd/color1/3000K
A++
T084/T3/Z9/Wd/color1/4000K
A++

LED Modul *LED module*
36W
3492lm
3000K, 4000K
230V
Aluminium

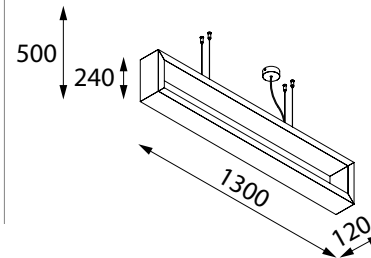


Pendelleuchte *pendant*



T084/W2/Z8/Wd/color1/3000K
A++
T084/W2/Z8/Wd/color1/4000K
A++

LED Modul *LED module*
72W
6984lm
3000K, 4000K
230V
Aluminium

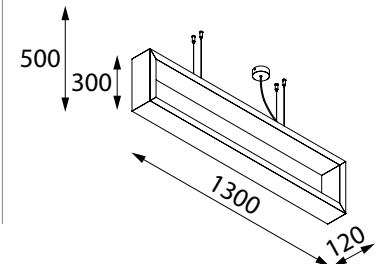


Pendelleuchte *pendant*



T084/W1/Z8/Wd/color1/3000K
A++
T084/W1/Z8/Wd/color1/4000K
A++

LED Modul *LED module*
72W
6984lm
3000K, 4000K
230V
Aluminium





Wandleuchte wall



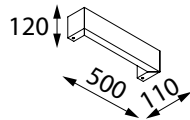
LED 3000K
Energieklasse *energy class*
LED 4000K
Energieklasse *energy class*



Leuchtmittel *light source*
Leistung *power*
Lumen *lumens*
Farbtemperatur *color temperature*
Spannung *power supply*
Material *materials*

T084/L2/Z3/Kd/color1/3000K
A++
T084/L2/Z3/Kd/color1/4000K
A++

LED Modul *LED module*
9W
873lm
3000K, 4000K
230V
Aluminium

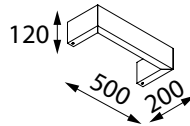


Wandleuchte wall



T084/L3/Z3/Kd/color1/3000K
A++
T084/L3/Z3/Kd/color1/4000K
A++

LED Modul *LED module*
9W
873lm
3000K, 4000K
230V
Aluminium

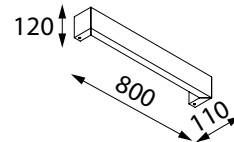


Wandleuchte wall



T084/H3/Z4/Kd/color1/3000K
A++
T084/H3/Z4/Kd/color1/4000K
A++

LED Modul *LED module*
18W
1746lm
3000K, 4000K
230V
Aluminium

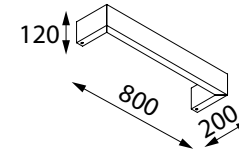


Wandleuchte wall



T084/D3/Z4/Kd/color1/3000K
A++
T084/D3/Z4/Kd/color1/4000K
A++

LED Modul *LED module*
18W
1746lm
3000K, 4000K
230V
Aluminium

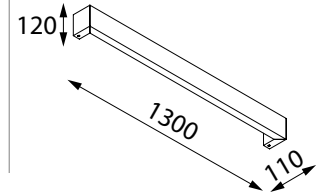


Wandleuchten wall



T084/S1/Z9/Kd/color1/3000K
A++
T084/S1/Z9/Kd/color1/4000K
A++

LED Modul *LED module*
36W
3492lm
3000K, 4000K
230V
Aluminium



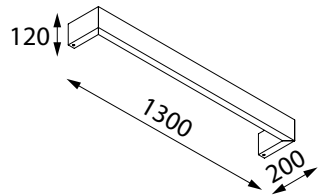
Wandleuchte *wall*



T084/S2/Z9/Kd/color1/3000K
A++

T084/S2/Z9/Kd/color1/4000K
A++

LED Modul *LED module*
36W
3492lm
3000K, 4000K
230V
Aluminium



Deckenleuchte *ceiling*

LED



Leuchtenmittel *light source*

Farbtemperatur *color temperature*

Netzteil *power supply*

typ *type*

Material

materials

Modul LED *LED module*

3000K lub 4000K

230V

LED

Aluminium, Stahl

aluminium, steel



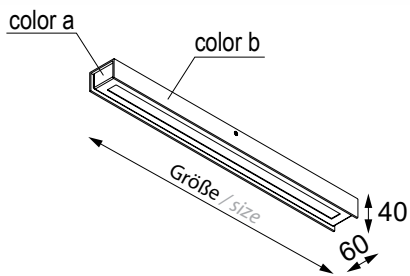

COLOR INDEX:

color a:

- color 1 oder *or* color 18

color b:

- color 1



	Größe <i>size</i>	Gewicht <i>weight</i>	Leistung <i>power</i>	Lumen <i>lumens</i>	Farbtemperatur <i>color temperature</i>	index	Energieklasse <i>energy class</i>
	180	0,5	4,5W	437lm	3000K	T170/PA/M6/...color1a/ color1b/3000K	A++
					4000K	T170/PA/M6/...color1a/ color1b/4000K	A++
	320	0,9	9W	873lm	3000K	T170/PB/Z3/...color1a/ color1b/3000K	A++
					4000K	T170/PB/Z3/...color1a/ color1b/4000K	A++
	600	1,6	18W	1746lm	3000K	T170/PC/Z4/...color1a/ color1b/3000K	A++
					4000K	T170/PC/Z4/...color1a/ color1b/4000K	A++
	900	2,4	27W	2619lm	3000K	T170/PD/N6/...color1a/ color1b/3000K	A++
					4000K	T170/PD/N6/...color1a/ color1b/4000K	A++
	1200	3,1	36W	3492lm	3000K	T170/PE/Z9/...color1a/ color1b/3000K	A++
					4000K	T170/PE/Z9/...color1a/ color1b/4000K	A++

Wandleuchte *wall*

LED



Leuchtenmittel *light source*

Farbtemperatur *color temperature*

Netzteil *power supply*

typ *type*

Material

materials

Modul LED *LED module*

3000K lub 4000K

230V

LED

Aluminium, Stahl

aluminium, steel

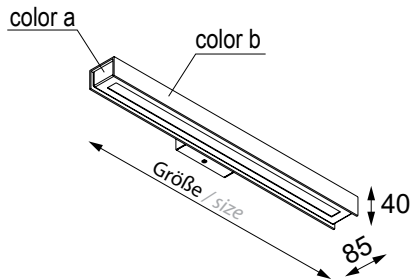

COLOR INDEX:

color a:

- color 1 oder *or* color 18

color b:

- color 1



Größe <i>size</i>	Gewicht <i>weight</i>	Leistung <i>power</i>	Lumen <i>lumens</i>	Farbtemperatur <i>color temperature</i>	index	Energieklasse <i>energy class</i>
180	0,6	4,5W	437lm	3000K	T170/KA/M6/...color1a/ color1b/3000K	A++
				4000K	T170/KA/M6/...color1a/ color1b/4000K	A++
320	1,1	9W	873lm	3000K	T170/KB/Z3/...color1a/ color1b/3000K	A++
				4000K	T170/KB/Z3/...color1a/ color1b/4000K	A++
600	1,8	18W	1746lm	3000K	T170/KC/Z4/...color1a/ color1b/3000K	A++
				4000K	T170/KC/Z4/...color1a/ color1b/4000K	A++
900	2,9	27W	2619lm	3000K	T170/KD/N6/...color1a/ color1b/3000K	A++
				4000K	T170/KD/N6/...color1a/ color1b/4000K	A++
1200	3,9	36W	3492lm	3000K	T170/KE/Z9/...color1a/ color1b/3000K	A++
				4000K	T170/KE/Z9/...color1a/ color1b/4000K	A++



Pendelleuchte *pendant*

LED



Leuchtenmittel *light source*

Farbtemperatur *color temperature*

Netzteil *power supply*

typ *type*

Materialien

materials

Modul LED *LED module*

3000K lub 4000K

230V

LED

Aluminium, Stahl

aluminium, steel

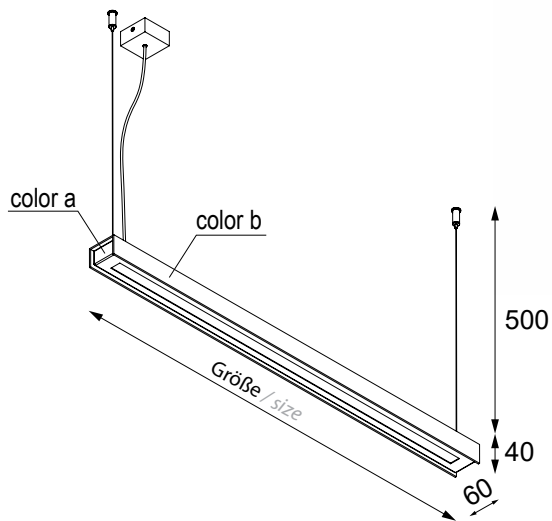
COLOR INDEX:

color a:

- color 1 oder *or* color 18

color b:

- color 1vv



	Größe <i>size</i>	Gewicht <i>weight</i>	Leistung <i>power</i>	Lumen <i>lumens</i>	Farbtemperatur <i>color temperature</i>	index	Energieklasse <i>energy class</i>
■	600	1,8	18W	1746lm	3000K	T170WC/Z4/...color1a/ color1b/3000K	A++
					4000K	T170WC/Z4/...color1a/ color1b/4000K	A++
■	900	2,9	27W	2619lm	3000K	T170WD/N6/...color1a/ color1b/3000K	A++
					4000K	T170WD/N6/...color1a/ color1b/4000K	A++
■	1200	3,9	36W	3492lm	3000K	T170WE/Z9/...color1a/ color1b/3000K	A++
					4000K	T170WE/Z9/...color1a/ color1b/4000K	A++



Pendelleuchte *pendant*

LED 3000K
Energieklasse *energy class*



LED 4000K
Energieklasse *energy class*

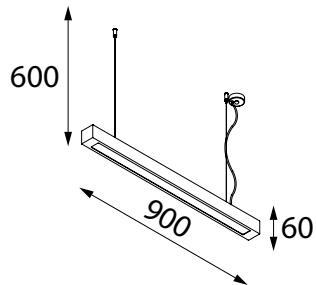


Leuchtmittel *light source*
Leistung *power*
Lumen *lumens*
Farbtemperatur *color temperature*
Spannung *power supply*
Material
materials

T108A3N6Wd...color1/3000K
A++

T108A3N6Wd...color1/4000K
A++

LED Modul *LED module*
27W
2619lm
3000K, 4000K
230V
Aluminium, Stahl
aluminium, steel




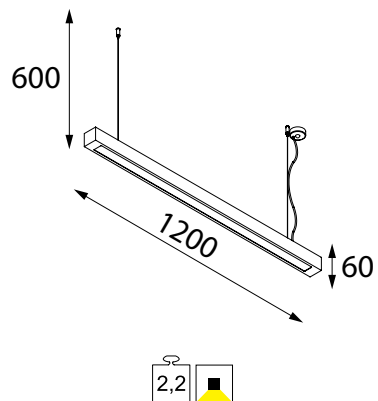
Mikomax Smart office Poznań
Projekt: Roma Kulczyk
Ola Wojciechowska
Katarzyna Rut

Pendelleuchte *pendant*

T108C1Z9Wd...color1/3000K
A++

T108C1Z9Wd...color1/4000K
A++

LED Modul *LED module*
36W
3492lm
3000K, 4000K
230V
Aluminium, Stahl
aluminium, steel



Mikomax Smart office Poznań
Projekt: Roma Kulczyk
Ola Wojciechowska
Katarzyna Rut

Pendelleuchte *pendant*

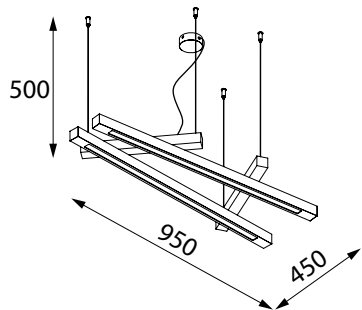


1373N1NN3...color1/3000K
A++

1373N1NN3...color1/4000K
A++

LED Modul *LED module*

54W
5238lm
3000K, 4000K
230V
Aluminium

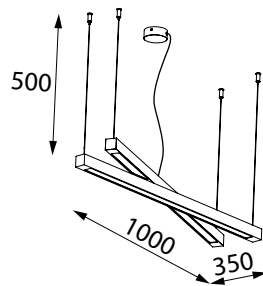


Pendelleuchte *pendant*



1373P2NN5...color1/3000K
A++
1373P2NN5...color1/4000K
A++

LED Modul *LED module*
45W
4365lm
3000K, 4000K
230V
Aluminium



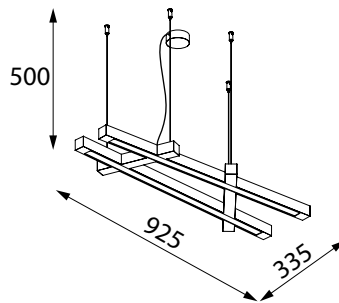
3,0

Pendelleuchte *pendant*



1373P1PN3...color1/3000K
A++
1373P1PN3...color1/4000K
A++

LED Modul *LED module*
54W
5238lm
3000K, 4000K
230V
Aluminium



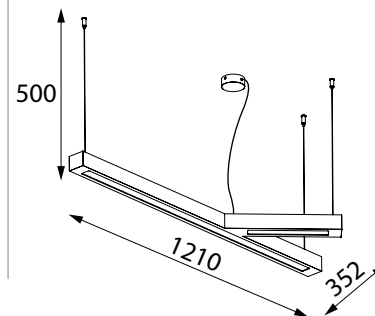
5,1

Pendelleuchte *pendant*



1373T2PN4...color1/3000K
A++
1373T2PN4...color1/4000K
A++

LED Modul *LED module*
45W
4365lm
3000K, 4000K
230V
Aluminium



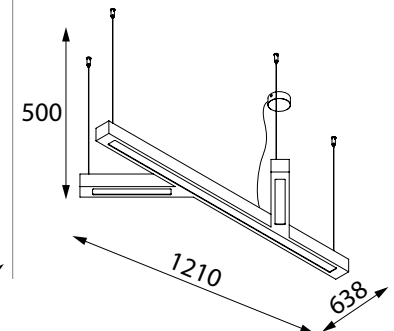
3,4

Pendelleuchte *pendant*



1373T1PN3...color1/3000K
A++
1373T1PN3...color1/4000K
A++

LED Modul *LED module*
54W
5238lm
3000K, 4000K
230V
Aluminium




3,6

LED 3000K
Energieklasse *energy class*
LED 4000K
Energieklasse *energy class*



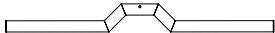
Leuchtmittel *light source*
Leistung *power*
Lumen *lumens*
Farbtemperatur *color temperature*
Spannung *power supply*
Material *materials*








Leuchtmittel - LED Modul
light source - LED module
Farbtemperatur - 3000K oder 4000K
color temperature - 3000K or 4000K
Spannung - 230V
power supply - 230V
Material - Aluminium
materials - aluminium

Wandleuchte <i>wall</i> Deckenleuchte <i>ceiling</i>		Gewicht <i>weight</i> [kg]	Leistung <i>power</i>	Lumen <i>lumens</i>	Farbtemperatur <i>color temperature</i>	Index	Energieklasse <i>energy class</i>
		1,5	36W	3492lm	3000K	T143/A1B/Z6/color1/3000K	A++
		1,5	36W	3492lm	4000K	T143/A1B/Z6/color1/4000K	A++
		1,5	18W	1746lm	3000K	T143/A1D/Z7/color1/3000K	A++
		1,5	18W	1746lm	4000K	T143/A1D/Z7/color1/4000K	A++
		1,5	18W	1746lm	3000K	T143/A1G/Z7/color1/3000K	A++
		1,5	18W	1746lm	4000K	T143/A1G/Z7/color1/4000K	A++
		1,6	36W	3492lm	3000K	T143/A2B/Z6/color1/3000K	A++
		1,6	36W	3492lm	4000K	T143/A2B/Z6/color1/4000K	A++
		1,6	18W	1746lm	3000K	T143/A2D/Z7/color1/3000K	A++
		1,6	18W	1746lm	4000K	T143/A2D/Z7/color1/4000K	A++
		1,6	18W	1746lm	3000K	T143/A2G/Z7/color1/3000K	A++
		1,6	18W	1746lm	4000K	T143/A2G/Z7/color1/4000K	A++
		2,2	72W	6984lm	3000K	T143/L1B/Z8/color1/3000K	A++
		2,2	72W	6984lm	4000K	T143/L1B/Z8/color1/4000K	A++
		2,2	36W	3492lm	3000K	T143/L1D/Z9/color1/3000K	A++
		2,2	36W	3492lm	4000K	T143/L1D/Z9/color1/4000K	A++
		2,2	36W	3492lm	3000K	T143/L1G/Z9/color1/3000K	A++
		2,2	36W	3492lm	4000K	T143/L1G/Z9/color1/4000K	A++
		2,5	72W	6984lm	3000K	T143/L2B/Z8/color1/3000K	A++
		2,5	72W	6984lm	4000K	T143/L2B/Z8/color1/4000K	A++
		2,5	36W	3492lm	3000K	T143/L2D/Z9/color1/3000K	A++
		2,5	36W	3492lm	4000K	T143/L2D/Z9/color1/4000K	A++
		2,5	36W	3492lm	3000K	T143/L2G/Z9/color1/3000K	A++
		2,5	36W	3492lm	4000K	T143/L2G/Z9/color1/4000K	A++




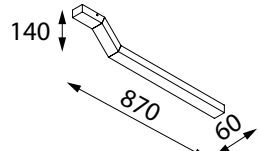
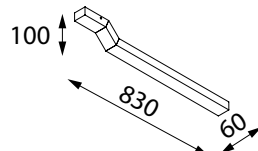
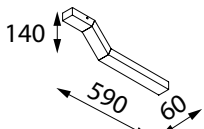
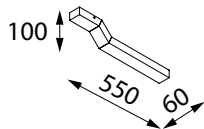







Leuchtmittel - LED Modul
light source - LED module
Farbtemperatur - 3000K oder 4000K
color temperature - 3000K or 4000K
Spannung - 230V
power supply - 230V
Material - Aluminium
materials - aluminium

Wandleuchte wall
Deckenleuchte ceiling



		Gewicht weight [kg]	Leistung power	Lumen lumens	Farbtemperatur color temperature	Index	Energieklasse energy class	
		0,9	18W	1746lm	3000K	T143/C3B/Z7/color1/3000K	A++	
					4000K	T143/C3B/Z7/color1/4000K	A++	
			0,9	9W	873lm	3000K	T143/C3D/Z3/color1/3000K	A++
						4000K	T143/C3D/Z3/color1/4000K	A++
			0,9	9W	873lm	3000K	T143/C3G/Z3/color1/3000K	A++
						4000K	T143/C3G/Z3/color1/4000K	A++
		1	18W	1746lm	3000K	T143/C1B/Z7/color1/3000K	A++	
					4000K	T143/C1B/Z7/color1/4000K	A++	
			1	9W	873lm	3000K	T143/C1D/Z3/color1/3000K	A++
						4000K	T143/C1D/Z3/color1/4000K	A++
			1	9W	873lm	3000K	T143/C1G/Z3/color1/3000K	A++
						4000K	T143/C1G/Z3/color1/4000K	A++
		1,3	36W	3492lm	3000K	T143/Z3B/Z9/color1/3000K	A++	
					4000K	T143/Z3B/Z9/color1/4000K	A++	
			1,3	18W	1746lm	3000K	T143/Z3D/Z4/color1/3000K	A++
						4000K	T143/Z3D/Z4/color1/4000K	A++
			1,3	18W	1746lm	3000K	T143/Z3G/Z4/color1/3000K	A++
						4000K	T143/Z3G/Z4/color1/4000K	A++
		1,4	36W	3492lm	3000K	T143/Z1B/Z9/color1/3000K	A++	
					4000K	T143/Z1B/Z9/color1/4000K	A++	
			1,4	18W	1746lm	3000K	T143/Z1D/Z4/color1/3000K	A++
						4000K	T143/Z1D/Z4/color1/4000K	A++
			1,4	18W	1746lm	3000K	T143/Z1G/Z4/color1/3000K	A++
						4000K	T143/Z1G/Z4/color1/4000K	A++



Leuchtmittel - LED modul
light source - LED module
Farbtemperatur - 3000K oder 4000K
color temperature - 3000K or 4000K
Spannung - 230V
power supply - 230V
Material - Aluminium
materials - aluminium

Wandleuchte wall
Deckenleuchte ceiling

		Gewicht weight [kg]	Leistung power	Lumen lumens	Farbtemperatur color temperature	Index	Energieklasse energy class
		1	18W	1746lm	3000K	T143/C2B/Z7/color1/3000K	A++
					4000K	T143/C2B/Z7/color1/4000K	A++
		1	9W	873lm	3000K	T143/C2D/Z3/color1/3000K	A++
					4000K	T143/C2D/Z3/color1/4000K	A++
		1	9W	873lm	3000K	T143/C2G/Z3/color1/3000K	A++
					4000K	T143/C2G/Z3/color1/4000K	A++
		1,4	36W	3492lm	3000K	T143/Z2B/Z9/color1/3000K	A++
					4000K	T143/Z2B/Z9/color1/4000K	A++
		1,4	18W	1746lm	3000K	T143/Z2D/Z4/color1/3000K	A++
					4000K	T143/Z2D/Z4/color1/4000K	A++
		1,4	18W	1746lm	3000K	T143/Z2G/Z4/color1/3000K	A++
					4000K	T143/Z2G/Z4/color1/4000K	A++
		1,7	36W	3492lm	3000K	T143/A3B/Z6/color1/3000K	A++
					4000K	T143/A3B/Z6/color1/4000K	A++
		1,7	18W	1746lm	3000K	T143/A3D/Z7/color1/3000K	A++
					4000K	T143/A3D/Z7/color1/4000K	A++
		1,7	18W	1746lm	3000K	T143/A3G/Z7/color1/3000K	A++
					4000K	T143/A3G/Z7/color1/4000K	A++
		2,4	72W	6984lm	3000K	T143/L3B/Z8/color1/3000K	A++
					4000K	T143/L3B/Z8/color1/4000K	A++
		2,4	36W	3492lm	3000K	T143/L3D/Z9/color1/3000K	A++
					4000K	T143/L3D/Z9/color1/4000K	A++
		2,4	36W	3492lm	3000K	T143/L3G/Z9/color1/3000K	A++
					4000K	T143/L3G/Z9/color1/4000K	A++

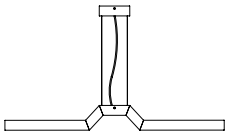




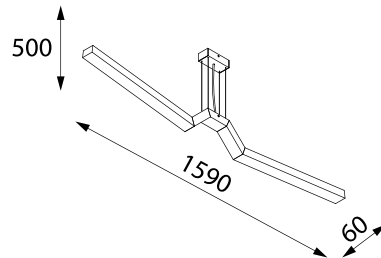
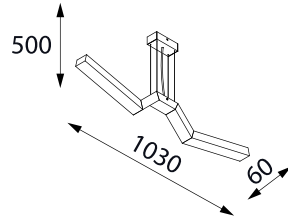




Leuchtmittel - LED Modul
light source - LED module
Farbtemperatur - 3000K oder 4000K
color temperature - 3000K or 4000K
Spannung - 230V
power supply - 230V
Material - Aluminium
materials - aluminium




Pendelleuchte pendant



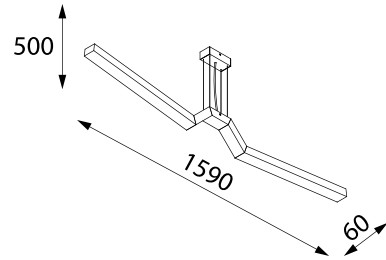
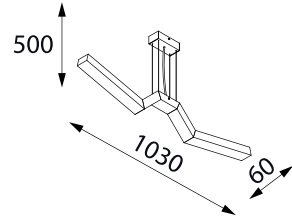
	Gewicht weight [kg]	Leistung power	Lumen lumens	Farbtemperatur color temperature	Index	Energieklasse energy class
	1,8	36W	3492lm	3000K	T143/E1B/Z6/color1/3000K	A++
				4000K	T143/E1B/Z6/color1/4000K	A++
	1,8	18W	1746lm	3000K	T143/E1D/Z7/color1/3000K	A++
				4000K	T143/E1D/Z7/color1/4000K	A++
	1,8	18W	1746lm	3000K	T143/E1G/Z7/color1/3000K	A++
				4000K	T143/E1G/Z7/color1/4000K	A++
	2,5	72W	6984lm	3000K	T143/K1B/Z8/color1/3000K	A++
				4000K	T143/K1B/Z8/color1/4000K	A++
	2,5	36W	3492lm	3000K	T143/K1D/Z9/color1/3000K	A++
				4000K	T143/K1D/Z9/color1/4000K	A++
	2,5	36W	3492lm	3000K	T143/K1G/Z9/color1/3000K	A++
				4000K	T143/K1G/Z9/color1/4000K	A++



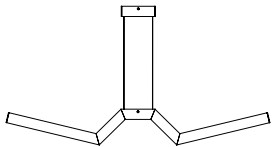


Leuchtmittel - LED Modul
light source - LED module
Farbtemperatur - 3000K oder 4000K
color temperature - 3000K or 4000K
Spannung - 230V
power supply - 230V
Material - Aluminium
materials - aluminium

Pendelleuchte *pendant*

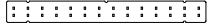


	Gewicht <i>weight</i> [kg]	Leistung <i>power</i>	Lumen <i>lumens</i>	Farbtemperatur <i>color temperature</i>	Index	Energieklasse <i>energy class</i>
	1,9	36W	3492lm	3000K	T143/E2B/Z6/color1/3000K	A++
				4000K	T143/E2B/Z6/color1/4000K	A++
	1,9	18W	1746lm	3000K	T143/E2D/Z7/color1/3000K	A++
				4000K	T143/E2D/Z7/color1/4000K	A++
	1,9	18W	1746lm	3000K	T143/E2G/Z7/color1/3000K	A++
				4000K	T143/E2G/Z7/color1/4000K	A++
	2,6	72W	6984lm	3000K	T143/K2B/Z8/color1/3000K	A++
				4000K	T143/K2B/Z8/color1/4000K	A++
	2,6	36W	3492lm	3000K	T143/K2D/Z9/color1/3000K	A++
				4000K	T143/K2D/Z9/color1/4000K	A++
	2,6	36W	3492lm	3000K	T143/K2G/Z9/color1/3000K	A++
				4000K	T143/K2G/Z9/color1/4000K	A++

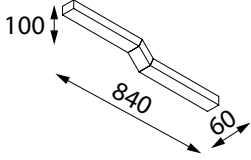
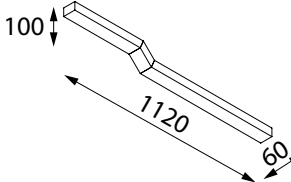
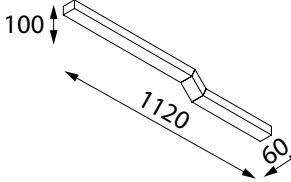
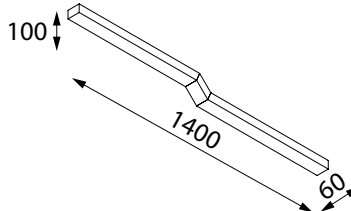


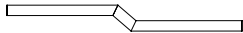







Leuchtmittel - LED Modul
light source - LED module
Farbtemperatur - 3000K oder 4000K
color temperature - 3000K or 4000K
Spannung - 230V
power supply - 230V
Material - Aluminium
materials - aluminium

Wandleuchte wall		Gewicht weight [kg]	Leistung power	Lumen lumens	Farbtemperatur color temperature	Index	Energieklasse energy class
		1,4	18W	1746lm	3000K	T143/P1B/Z7/color1/3000K	A++
		1,4	18W	1746lm	4000K	T143/P1B/Z7/color1/4000K	A++
		1,4	18W	1746lm	3000K	T143/P1D/Z7/color1/3000K	A++
		1,4	18W	1746lm	4000K	T143/P1D/Z7/color1/4000K	A++
		1,4	18W	1746lm	3000K	T143/P1G/Z7/color1/3000K	A++
		1,4	18W	1746lm	4000K	T143/P1G/Z7/color1/4000K	A++
		1,6	27W	2619lm	3000K	T143/P3B/N6/color1/3000K	A++
		1,6	27W	2619lm	4000K	T143/P3B/N6/color1/4000K	A++
		1,6	27W	2619lm	3000K	T143/P3D/N6/color1/3000K	A++
		1,6	27W	2619lm	4000K	T143/P3D/N6/color1/4000K	A++
		1,6	27W	2619lm	3000K	T143/P3G/N6/color1/3000K	A++
		1,6	27W	2619lm	4000K	T143/P3G/N6/color1/4000K	A++
		1,6	27W	2619lm	3000K	T143/P4B/N6/color1/3000K	A++
		1,6	27W	2619lm	4000K	T143/P4B/N6/color1/4000K	A++
		1,6	27W	2619lm	3000K	T143/P4D/N6/color1/3000K	A++
		1,6	27W	2619lm	4000K	T143/P4D/N6/color1/4000K	A++
		1,6	36W	2619lm	3000K	T143/P4G/N6/color1/3000K	A++
		1,6	36W	2619lm	4000K	T143/P4G/N6/color1/4000K	A++
		1,8	36W	3492lm	3000K	T143/P2B/Z9/color1/3000K	A++
		1,8	36W	3492lm	4000K	T143/P2B/Z9/color1/4000K	A++
		1,8	36W	3492lm	3000K	T143/P2D/Z9/color1/3000K	A++
		1,8	36W	3492lm	4000K	T143/P2D/Z9/color1/4000K	A++
		1,8	36W	3492lm	3000K	T143/P2G/Z9/color1/3000K	A++
		1,8	36W	3492lm	4000K	T143/P2G/Z9/color1/4000K	A++





Leuchtmittel - LED Modul

light source - LED module

Farbtemperatur - 3000K oder 4000K

color temperature - 3000K or 4000K

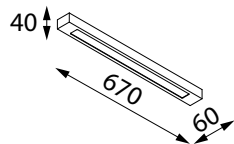
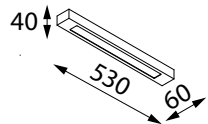
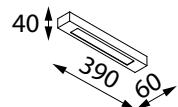
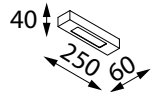
Spannung - 230V

power supply - 230V

Material - Aluminium

materials - aluminium


Wandleuchte wall



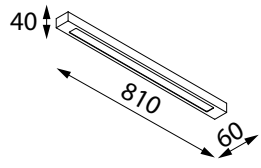
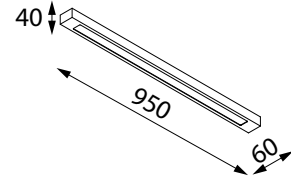
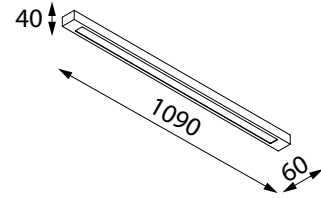
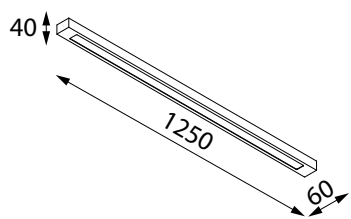
	Gewicht weight [kg]	Leistung power	Lumen lumens	Farbtemperatur color temperature	Index	Energieklasse energy class
	0,4	4,5W	436lm	3000K	T143/H1B/M6/color1/3000K	A++
				4000K	T143/H1B/M6/color1/4000K	A++
	0,6	4,5W	436lm	3000K	T143/H1D/M6/color1/3000K	A++
				4000K	T143/H1D/M6/color1/4000K	A++
	0,4	4,5W	436lm	3000K	T143/H1G/M6/color1/3000K	A++
				4000K	T143/H1G/M6/color1/4000K	A++
	0,6	9W	873lm	3000K	T143/H2B/Z3/color1/3000K	A++
				4000K	T143/H2B/Z3/color1/4000K	A++
	0,8	9W	873lm	3000K	T143/H2D/Z3/color1/3000K	A++
				4000K	T143/H2D/Z3/color1/4000K	A++
	0,6	9W	873lm	3000K	T143/H2G/Z3/color1/3000K	A++
				4000K	T143/H2G/Z3/color1/4000K	A++
	0,8	13,5W	1309lm	3000K	T143/H3B/M2/color1/3000K	A++
				4000K	T143/H3B/M2/color1/4000K	A++
	1,1	13,5W	1309lm	3000K	T143/H3D/M2/color1/3000K	A++
				4000K	T143/H3D/M2/color1/4000K	A++
	0,8	13,5W	1309lm	3000K	T143/H3G/M2/color1/3000K	A++
				4000K	T143/H3G/M2/color1/4000K	A++
	1,1	18W	1746lm	3000K	T143/H4B/Z4/color1/3000K	A++
				4000K	T143/H4B/Z4/color1/4000K	A++
	1,4	18W	1746lm	3000K	T143/H4D/Z4/color1/3000K	A++
				4000K	T143/H4D/Z4/color1/4000K	A++
	1,1	18W	1746lm	3000K	T143/H4G/Z4/color1/3000K	A++
				4000K	T143/H4G/Z4/color1/4000K	A++







Leuchtmittel - LED Modul
light source - LED module
Farbtemperatur - 3000K oder 4000K
color temperature - 3000K or 4000K
Spannung - 230V
power supply - 230V
Material - Aluminium
materials - aluminium

Wandleuchte wall		Gewicht weight [kg]	Leistung power	Lumen lumens	Farbtemperatur color temperature	Index	Energieklasse energy class
		1,3	22,5W	2182lm	3000K	T143/H5B/M3/color1/3000K	A++
		1,3	22,5W	2182lm	4000K	T143/H5B/M3/color1/4000K	A++
		1,8	22,5W	2182lm	3000K	T143/H5D/M3/color1/3000K	A++
		1,8	22,5W	2182lm	4000K	T143/H5D/M3/color1/4000K	A++
		1,3	22,5W	2182lm	3000K	T143/H5G/M3/color1/3000K	A++
		1,3	22,5W	2182lm	4000K	T143/H5G/M3/color1/4000K	A++
		1,5	27W	2619lm	3000K	T143/H6B/N6/color1/3000K	A++
		1,5	27W	2619lm	4000K	T143/H6B/N6/color1/4000K	A++
		2	27W	2619lm	3000K	T143/H6D/N6/color1/3000K	A++
		2	27W	2619lm	4000K	T143/H6D/N6/color1/4000K	A++
		1,5	27W	2619lm	3000K	T143/H6G/N6/color1/3000K	A++
		1,5	27W	2619lm	4000K	T143/H6G/N6/color1/4000K	A++
		1,8	31,5W	3055lm	3000K	T143/H7B/M4/color1/3000K	A++
		1,8	31,5W	3055lm	4000K	T143/H7B/M4/color1/4000K	A++
		2,3	31,5W	3055lm	3000K	T143/H7D/M4/color1/3000K	A++
		2,3	31,5W	3055lm	4000K	T143/H7D/M4/color1/4000K	A++
		1,8	31,5W	3055lm	3000K	T143/H7G/M4/color1/3000K	A++
		1,8	31,5W	3055lm	4000K	T143/H7G/M4/color1/4000K	A++
		2,1	36W	3492lm	3000K	T143/P3B/Z9/color1/3000K	A++
		2,1	36W	3492lm	4000K	T143/P3B/Z9/color1/4000K	A++
		2,6	36W	3492lm	3000K	T143/P3D/Z9/color1/3000K	A++
		2,6	36W	3492lm	4000K	T143/P3D/Z9/color1/4000K	A++
		2,1	36W	3492lm	3000K	T143/P3G/Z9/color1/3000K	A++
		2,1	36W	3492lm	4000K	T143/P3G/Z9/color1/4000K	A++



Wandleuchte *wall*



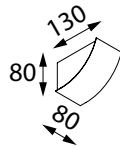
LED 3000K
Energieklasse *energy class*
LED 4000K
Energieklasse *energy class*



Leuchtmittel *light source*
Leistung *power*
Lumen *lumens*
Farbtemperatur *color temperature*
Spannung *power supply*
Material *materials*

T148/A08/Z5/color1/3000K
A++
T148/A08/Z5/color1/4000K
A++

LED Modul *LED Module*
4W
388lm
3000K, 4000K
230V
Stahl, *steel*

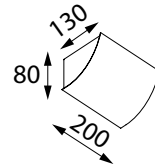


Wandleuchte *wall*



T148/A20/M6/color1/3000K
A++
T148/A20/M6/color1/4000K
A++

LED Modul *LED Module*
4,5W
436lm
3000K, 4000K
230V
Stahl, *steel*

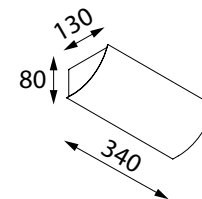


Wandleuchte *wall*



T148/A34/Z3/color1/3000K
A++
T148/A34/Z3/color1/4000K
A++

LED Modul *LED Module*
9W
873lm
3000K, 4000K
230V
Stahl, *steel*

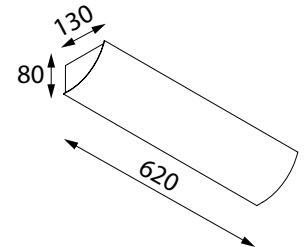



Wandleuchte *wall*



T148/A62/Z4/color1/3000K
A++
T148/A62/Z4/color1/4000K
A++

LED Modul *LED Module*
18W
1746lm
3000K, 4000K
230V
Stahl, *steel*







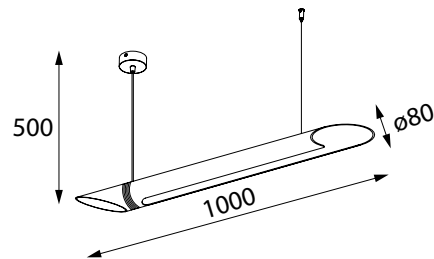
Pendelleuchte *pendant*



T150A1Z4/962/117/R1/3000K
A++

T150A1Z4/962/117/R1/4000K
A++

LED Modul *LED module*
18W
1750lm
3000K, 4000K
230V
Aluminium, Stahl
aluminium, steel



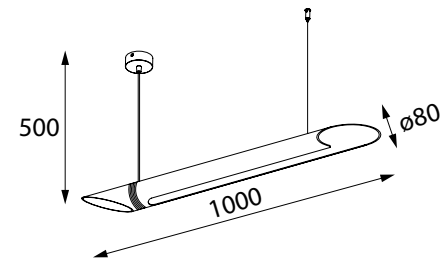
Pendelleuchte *pendant*



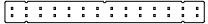
T150A1Z4/962/116/E/3000K
A++

T150A1Z4/962/116/E/4000K
A++

LED Modul *LED module*
18W
1750lm
3000K, 4000K
230V
Aluminium, Stahl
aluminium, steel



LED 3000K
Energieklasse *energy class*



LED 4000K
Energieklasse *energy class*



Leuchtmittel *light source*
Leistung *power*
Lumen *lumens*
Farbtemperatur *color temperature*
Spannung *power supply*
Material
materials



Pendelleuchte *pendant*




T051B6Z9Wdd...color1/3000K
A++,A+,A

T051B6Z9Wdd...color1/4000K
A++,A+,A

T051B5Z9Whd...color1/3000K
A++,A+,A,B,C,D

T051B5Z9Whd...color1/4000K
A++,A+,A,B,C,D



LED 3000K 36W/3492lm + 2x max 20W LED G53/12V/DC
Energieklasse *energy class*

LED 4000K 36W/3492lm + 2x max 20W LED G53/12V/DC
Energieklasse *energy class*

LED 3000K 36W/3492lm + 2x max 20W LED G53/12V/AC
Energieklasse *energy class*

LED 4000K 36W/3492lm + 2x max 20W LED G53/12V/AC
Energieklasse *energy class*



Leuchtmittel - Modul LED + AR111

light source - LED module + AR111

Farbtemperatur LED - 3000K oder 4000K

color temperature LED - 3000K or 4000K

Spannung - 230V

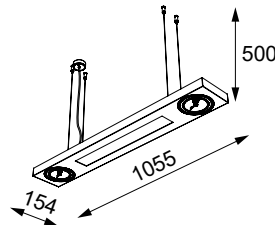
power supply - 230V

LED - Module - Eingebaut

led driver - built - in

Material - Aluminium

materials - aluminium



Pendelleuchte *pendant*



LED 3000K 54W/5238lm + 2x max 20W LED G53/12V/DC
Energieklasse *energy class*

LED 4000K 54W/5238lm + 2x max 20W LED G53/12V/DC
Energieklasse *energy class*

LED 3000K 54W/5238lm + 2x max 20W LED G53/12V/AC
Energieklasse *energy class*

LED 4000K 54W/5238lm + 2x max 20W LED G53/12V/AC
Energieklasse *energy class*



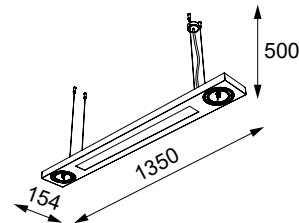
Leuchtmittel - LED Modul + AR111
light source - LED module + AR111
Farbtemperatur LED - 3000K oder 4000K
color temperature LED - 3000K or 4000K
Spannung - 230V
power supply - 230V
LED - Module - Eingebaut
led driver - built-in
Material - Aluminium
materials - aluminium

T051A6N3Wdd...color1/3000K
A++,A+,A

T051A6N3Wdd...color1/4000K
A++,A+,A

T051A5N3Whd...color1/3000K
A++,A+,A,B,C,D

T051A5N3Whd...color1/4000K
A++,A+,A,B,C,D



Pendelleuchte *pendant*



T046E1/D2/Wdd/color1/3000K
A++,A+,A

T046E1/D2/Wdd/color1/4000K
A++,A+,A

T046E1/D2/Wdh/color1/3000K
A++,A+,A,B,C,D

T046E1/D2/Wdh/color1/4000K
A++,A+,A,B,C,D

Pendelleuchte *pendant*



T046F1/D2/Wdd/color1/3000K
A++,A+,A

T046F1/D2/Wdd/color1/4000K
A++,A+,A

T046F1/D2/Wdh/color1/3000K
A++,A+,A,B,C,D

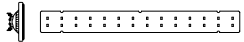
T046F1/D2/Wdh/color1/4000K
A++,A+,A,B,C,D

LED 3000K 81W/7857lm + 4x max 20W LED G53/12V/DC
Energieklasse *energy class*

LED 4000K 81W/7857lm + 4x max 20W LED G53/12V/DC
Energieklasse *energy class*

LED 3000K 81W/7857lm + 4x max 20W LED G53/12V/AC
Energieklasse *energy class*

LED 4000K 81W/7857lm + 4x max 20W LED G53/12V/AC
Energieklasse *energy class*



Leuchtmittel - LED Modul + AR111

light source - LED module + AR111

Farbtemperatur LED - 3000K oder 4000K

color temperature LED - 3000K or 4000K

Spannung - 230V

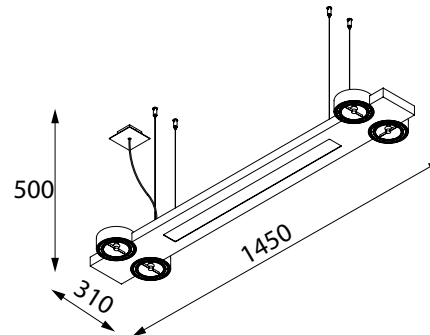
power supply - 230V

LED - Module - Eingebaut

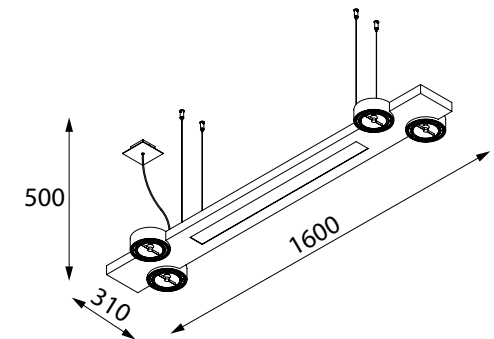
led driver - built - in

Material - Aluminium

materials - aluminium



3,5



3,6

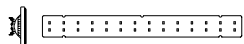


LED 3000K 27W/2619lm + 2x max 20W LED G53/12V/DC
Energieklasse *energy class*

LED 4000K 27W/2619lm + 2x max 20W LED G53/12V/DC
Energieklasse *energy class*

LED 3000K 27W/2619lm + 2x max 20W LED G53/12V/AC
Energieklasse *energy class*

LED 4000K 27W/2619lm + 2x max 20W LED G53/12V/AC
Energieklasse *energy class*



Leuchtmittel - LED Modul + QR111 / AR111

light source - LED module + AR111

Farbtemperatur LED - 3000K oder 4000K

color temperature LED - 3000K or 4000K

Spannung - 230V

power supply - 230V

Elektronischer Transformator - Eingebaut

electronic transformer - included

Material - Furnier - Sperrholz

materials - plywood veneered

Pendelleuchte *pendant*

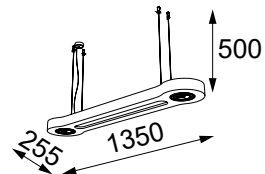


T064R5/N6/Wd...color2/3000K
A++,A+,A

T064R5/N6/Wd...color2/4000K
A++,A+,A

T064R6N6/Wh...color2/3000K
A+,A,B,C,D
A++,

T064R6N6/Wh...color2/4000K
A++,A+,A,B,C,D








Deckenleuchte *ceiling*



T064A5N3Pd...color2/3000K
A++

T064A5N3Pd...color2/4000K
A++

LED Modul *LED module*
54W
5238lm
3000K, 4000K
230V



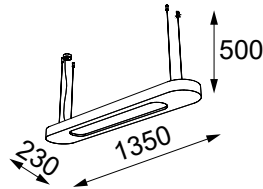
Pendelleuchte *pendant*



T064A6N3Wd...color2/3000K
A++

T064A6N3Wd...color2/4000K
A++

LED Modul *LED module*
54W
5238lm
3000K, 4000K
230V



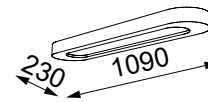
Deckenleuchte *ceiling*



T064U5N3Pd...color2/3000K
A++

T064U5N3Pd...color2/4000K
A++

LED Modul *LED module*
54W
5238lm
3000K, 4000K
230V



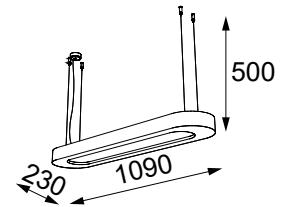
Pendelleuchte *pendant*




T064U6N3Wd...color2/3000K
A++

T064U6N3Wd...color2/4000K
A++

LED Modul *LED module*
54W
5238lm
3000K, 4000K
230V



LED 3000K
Energieklasse *energy class*




LED 4000K
Energieklasse *energy class*



Leuchtmittel *light source*
Leistung *power*
Lumen *lumens*
Farbtemperatur *color temperature*
Spannung *power supply*
Material - Furnier-Sperrholz
materials - plywood veneered




Deckenleuchte *ceiling*



T064Z5L4Pd...color2/3000K
A++

T064Z5L4Pd...color2/4000K
A++

LED Modul *LED module*
54W
5238lm
3000K, 4000K
230V



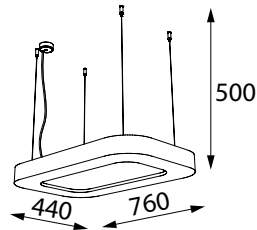
Pendelleuchte *pendant*



T064Z6L4Wd...color2/3000K
A++

T064Z6L4Wd...color2/4000K
A++

LED Modul *LED module*
54W
5238lm
3000K, 4000K
230V




Wandleuchte *wall*



T064C5Z4Kd...color2/3000K
A++

T064C5Z4Kd...color2/4000K
A++

LED Modul *LED module*
18W
1746lm
3000K, 4000K
230V



Wandleuchte *wall*



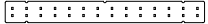
T064C6Z3Kd...color2/3000K
A++

T064C6Z3Kd...color2/4000K
A++

LED Modul *LED module*
9W
873lm
3000K, 4000K
230V



LED 3000K
Energieklasse *energy class*



LED 4000K
Energieklasse *energy class*



Leuchtmittel *light source*
Leistung *power*
Lumen *lumens*
Farbtemperatur *color temperature*
Spannung *power supply*
Material - Furnier-Sperrholz
materials - plywood veneered



Deckenleuchte *ceiling*



T064S5Z8Pd...color2/3000K
A++

T064S5Z8Pd...color2/4000K
A++

LED Modul *LED module*
72W
6984lm
3000K, 4000K
230V



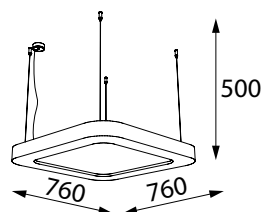
Pendelleuchte *pendant*



T064S6Z8Wd...color2/3000K
A++

T064S6Z8Wd...color2/4000K
A++

LED Modul *LED module*
72W
6984lm
3000K, 4000K
230V



Deckenleuchte *ceiling*

Deckenleuchte *ceiling*

Deckenleuchte *ceiling*

Deckenleuchte *ceiling*

Deckenleuchte *ceiling*



Energieklasse *energy class*



Leuchtmittel *light source*

Spannung *power supply*

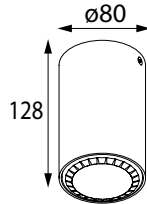
Typ *type*

Fassung *lampholder*

Material *materials*

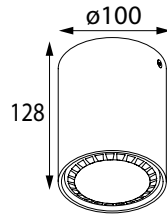
1247E1...color1
A++,A+,A

LED
230V
Philips PAR 20
E27
Aluminium



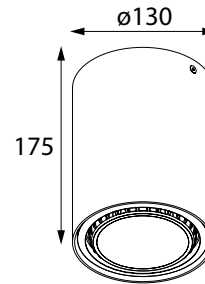
1247E2...color1
A++,A+,A

LED
230V
Philips PAR30S
E27
Aluminium



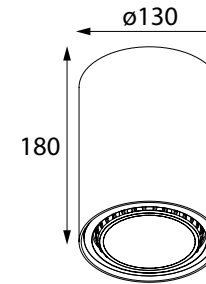
1247E3...color1
A++,A+,A

LED
230V
Philips PAR38
E27
Aluminium



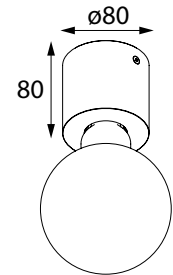
1247C1...color1
A++,A+,A

LED
230V
Philips PAR38
E27
Aluminium



1247A1...color1
A++,A+,A

max 23W
230V
E27
Aluminium



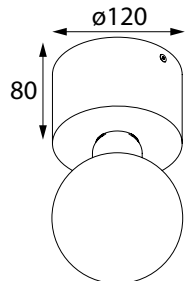
Deckenleuchte *ceiling*



1247A2...color1
A++,A+,A

max 23W
230V

E27
Aluminium



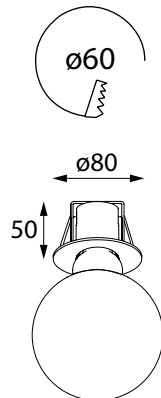
Einbauleuchte *recessed*



1247B1...color1
A++,A+,A

max 23W
230V

E27
Aluminium



Einbauleuchte
recessed



T068T1Ahd...color1

A+,A,B,C
LED
12V
MR16
GU5,3
Aluminium

Einbauleuchte
recessed



T068H1Ahd...color1

A+,A,B,C
LED
12V
MR16
GU5,3
Aluminium



LED



Energieklasse *energy class*
Leuchtmittel *light source*
Spannung *power supply*
Typ *type*
Fassung *lampholder*
Material *materials*

LED



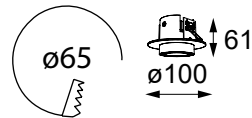
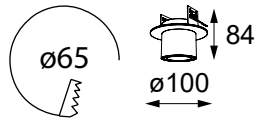
Energieklasse *energy class*
Leuchtmittel *light source*
Spannung *power supply*
Typ *type*
Fassung *lampholder*
Material *materials*

T068T2Ahd...color1

A++,A+,A,B,C,D,E
LED
230V
MR16
GU10
Aluminium

T068H2Ahd...color1

A++,A+,A,B,C,D,E
LED
230V
MR16
GU10
Aluminium



Wandleuchte *wall*



max 10W LED /DC/12V
Energieklasse *energy class*



max 10W LED /AC/12V LED
Energieklasse *energy class*

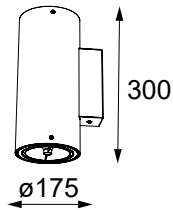


Leuchtmittel *light source*
Spannung *power supply*
LED - Module *led driver*
Typ *type*
Fassung *lampholder*
Material *materials*

T068A1Kd...color 1
A+,A

T068A1Kh...color1
A+,A,B,C

LED
230V
Eingebaut *built - in*
AR111
G53
Aluminium



Wandleuchte *wall*



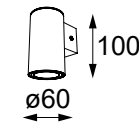
T068C2Khd...color 1
A++,A+,A,B,C,D,E

LED
Energieklasse *energy class*



Leuchtmittel *light source*
Spannung *power supply*
Typ *type*
Fassung *lampholder*
Material *materials*

LED
230V
MR16
GU10
Aluminium

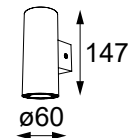


Wandleuchte *wall*



T068R2Khd...color 1
A++,A+,A,B,C,D,E

LED
230V
MR16
GU10
Aluminium

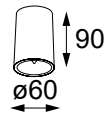


Deckenleuchte *ceiling*



T068Y2Shd...color
A++,A+,A,B,C,D,E

LED
230V
MR16
GU10
Aluminium

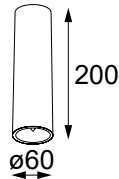


Deckenleuchte *ceiling*



T068Y1Shd...color
A++,A+,A,B,C,D,E

LED
230V
MR16
GU10
Aluminium

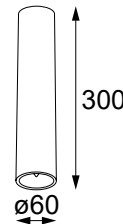


Deckenleuchte *ceiling*



T068Y3Shd...color
A++,A+,A,B,C,D,E

LED
230V
MR16
GU10
Aluminium




Deckenleuchte *ceiling*



T068Y5Shd...color
A++,A+,A,B,C,D,E

LED
230V
MR16
GU10
Aluminium

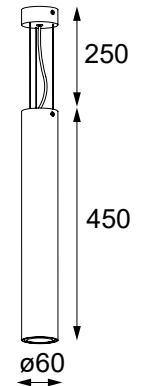


Pendelleuchte *pendant*



T068N1Wh...color
A++,A+,A,B,C,D,E

LED
230V
MR16
GU10
Aluminium



LED
Energieklasse *energy class*



Leuchtmittel *light source*
Spannung *power supply*
Typ *type*
Fassung *lampholder*
Material *materials*

COLOR INDEX:
color:
- color 1 oder *or* color 6





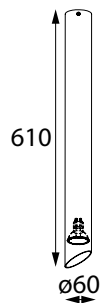
Private interior
Poznań

Deckenleuchte *ceiling*



T068W61Sh...color a/ color b
A++,A+,A,B,C,D,E

LED
230V
MR16
GU10
Aluminium

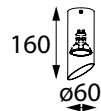


Deckenleuchte *ceiling*



T068W16Sh...color a/ color b
A++,A+,A,B,C,D,E

LED
230V
MR16
GU10
Aluminium

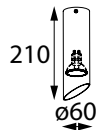


Deckenleuchte *ceiling*



T068W21Sh...color a/ color b
A++,A+,A,B,C,D,E

LED
230V
MR16
GU10
Aluminium

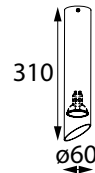


Deckenleuchte *ceiling*



T068W31Sh...color a/ color b
A++,A+,A

LED
230V
MR16
GU10
Aluminium

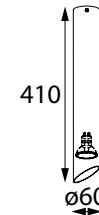


Deckenleuchte *ceiling*



T068W31Sh...color a/ color b
A++,A+,A,B,C,D,E

LED
230V
MR16
GU10
Aluminium

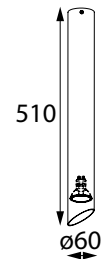


Deckenleuchte *ceiling*



T068W51Sh...color a/ color b
A++,A+,A,B,C,D,E

LED
230V
MR16
GU10
Aluminium



LED
Energieklasse *energy class*

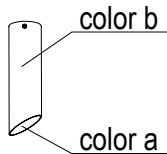


Leuchtmittel *light source*
Spannung *power supply*
Typ *type*
Fassung *lampholder*
Material *materials*

COLOR INDEX:

color a:
- color 1 oder *or* color 18

color b:
- color 1



Deckenleuchte *ceiling*



Deckenleuchte *ceiling*



Deckenleuchte *ceiling*



Deckenleuchte *ceiling*



Deckenleuchte *ceiling*



LED
Energieklasse *energy class*

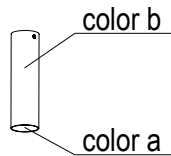


Leuchtmittel *light source*
Spannung *power supply*
Typ *type*
Fassung *lampholder*
Material *materials*

COLOR INDEX:


color a:
- color 1 oder *or* color 18

color b:
- color 1




T068D12Sh...color a/ color b
A++,A+,A,B,C,D,E

LED
230V
MR16
GU10
Aluminium



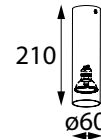
T068D16Sh...color a/ color b
A++,A+,A,B,C,D,E

LED
230V
MR16
GU10
Aluminium



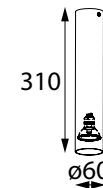
T068D21Sh...color a/ color b
A++,A+,A,B,C,D,E

LED
230V
MR16
GU10
Aluminium




T068D31Sh...color a/ color b
A++,A+,A,B,C,D,E

LED
230V
MR16
GU10
Aluminium



T068D41Sh...color a/ color b
A++,A+,A,B,C,D,E

LED
230V
MR16
GU10
Aluminium

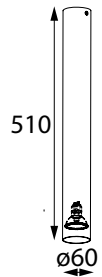


Deckenleuchte *ceiling*



T068D51Sh...color a/ color b
A++,A+,A,B,C,D,E

LED
230V
MR16
GU10
Aluminium




Deckenleuchte *ceiling*



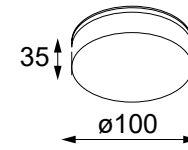
T068D61Sh...color a/ color b
A++,A+,A,B,C,D,E

LED
230V
MR16
GU10
Aluminium

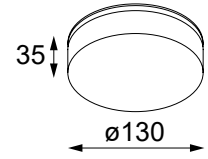




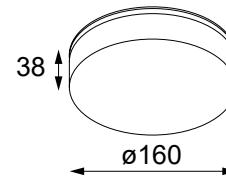
Sil



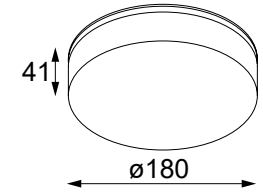
T156K3...color1



T156A6...color1

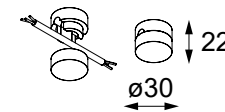


T156D12...color1

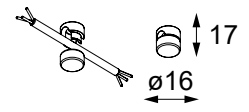


T156E18...color1

Silo



T156U1...color1



T156U2...color1

Pendelleuchte *pendant*



T068P21Wh...color a/ color b
A++,A+,A,B,C,D,E

Pendelleuchte *pendant*



T068P31Wh...color a/ color b
A++,A+,A,B,C,D,E

Pendelleuchte *pendant*



T068P41Wh...color a/ color b
A++,A+,A,B,C,D,E

Pendelleuchte *pendant*



T068P51Wh...color a/ color b
A++,A+,A,B,C,D,E

Pendelleuchte *pendant*



T068P61Wh...color a/ color b
A++,A+,A,B,C,D,E

LED
Energieklasse *energy class*

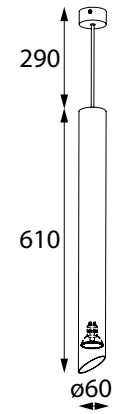
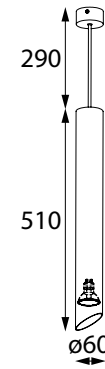
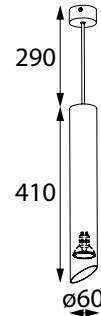
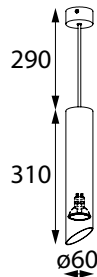
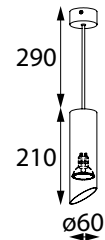
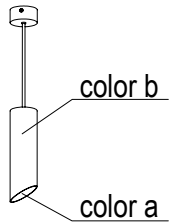


Leuchtmittel *light source*
Spannung *power supply*
Typ *type*
Fassung *lampholder*
Material *materials*

COLOR INDEX:

color a:
- color 1 oder *or* color 18

color b:
- color 1

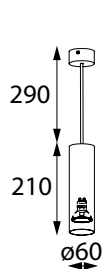


Pendelleuchte *pendant*



T068E21Wh...color a/ color b
A++,A+,A,B,C,D,E

LED
230V
MR16
GU10
Aluminium

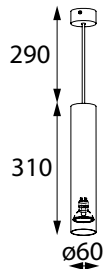


Pendelleuchte *pendant*



T068E31Wh...color a/ color b
A++,A+,A,B,C,D,E

LED
230V
MR16
GU10
Aluminium

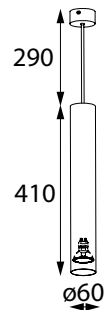


Pendelleuchte *pendant*



T068E41Wh...color a/ color b
A++,A+,A,B,C,D,E

LED
230V
MR16
GU10
Aluminium

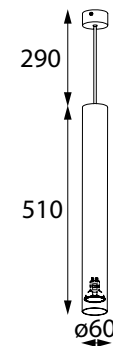


Pendelleuchte *pendant*



T068E51Wh...color a/ color b
A++,A+,A,B,C,D,E

LED
230V
MR16
GU10
Aluminium

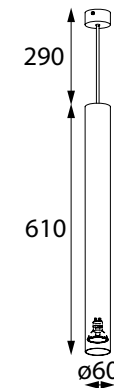


Pendelleuchte *pendant*



T068E61Wh...color a/ color b
A++,A+,A,B,C,D,E

LED
230V
MR16
GU10
Aluminium



LED
Energieklasse *energy class*

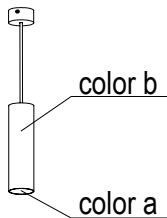


Leuchtmittel *light source*
Spannung *power supply*
Typ *type*
Fassung *lampholder*
Material *materials*

COLOR INDEX:

color a:
- color 1 oder *or* color 18

color b:
- color 1





Strahler track

Strahler track

Strahler track

G9 LED
Energieklasse *energy class*



Leuchtenmittel *light source*

Netzteil *power supply*

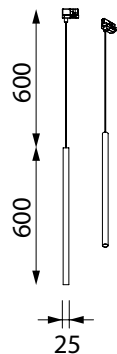
Lampholder

Material

materials

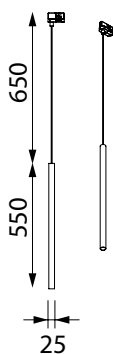
T169/A1T/color21
A+

G9 LED
230V
G9
Stahl
steel




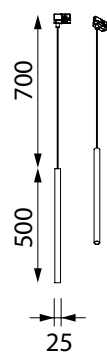
T169/A2T/color21
A+

G9 LED
230V
G9
Stahl
steel



T169/A3T/color21
A+

G9 LED
230V
G9
Stahl
steel



Strahler *track*

Strahler *track*

Strahler *track*

Strahler *track*

T169/A4T/color21
A+

T169/A5T/color21
A+

T169/A6T/color21
A+

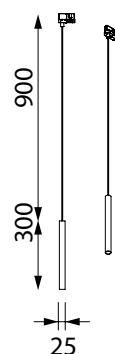
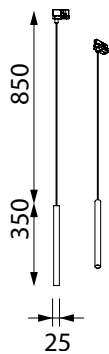
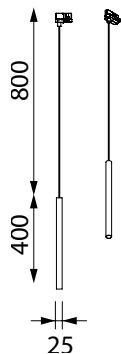
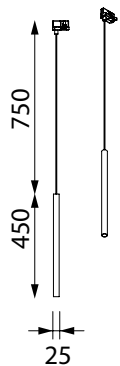
T169/A7T/color21
A+

G9 LED
230V
G9
Stahl
steel

G9 LED
230V
G9
Stahl
steel

G9 LED
230V
G9
Stahl
steel

G9 LED
230V
G9
Stahl
steel





Fedoryszyn
Wrocław

ZURÜCK
BACK
Ner

Pendelleuchte *pendant*

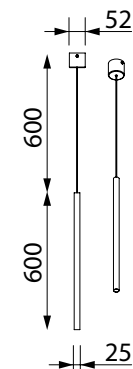
G9 LED
Energieklasse *energy class*

T169/A1L/color21
A+



Leuchtenmittel *light source*
Netzteil *power supply*
Lampholder
Material
materials

G9 LED
230V
G9
Stahl
steel



Pendelleuchte *pendant*

Pendelleuchte *pendant*

Pendelleuchte *pendant*

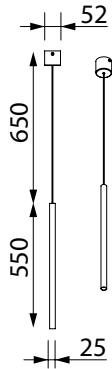
Pendelleuchte *pendant*

Pendelleuchte *pendant*

Pendelleuchte *pendant*

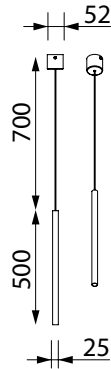
T169/A2L/color21
A+

G9 LED
230V
G9
Stahl
steel



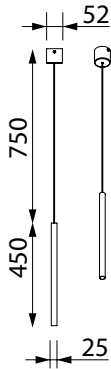
T169/A3L/color21
A+

G9 LED
230V
G9
Stahl
steel



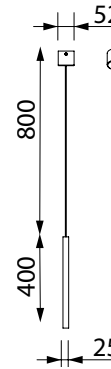
T169/A4L/color21
A+

G9 LED
230V
G9
Stahl
steel



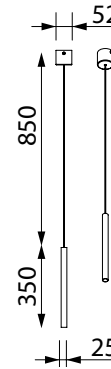
T169/A5L/color21
A+

G9 LED
230V
G9
Stahl
steel



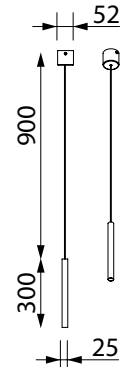
T169/A6L/color21
A+

G9 LED
230V
G9
Stahl
steel

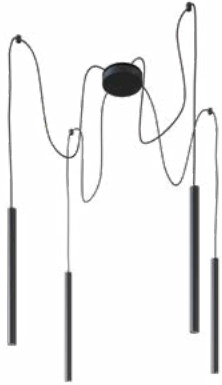


T169/A7L/color21
A+

G9 LED
230V
G9
Stahl
steel



Pendelleuchte *pendant*



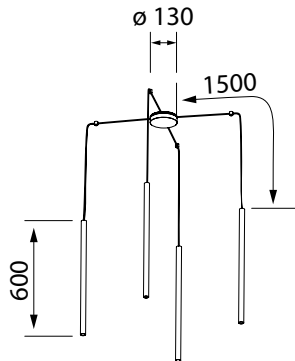
G9 LED
Energieklasse *energy class*



Leuchtenmittel *light source*
Netzteil *power supply*
Material
materials

T169/ZAS4/color21
A+

G9 LED
230V
G9
Stahl
steel





Pendelleuchte *pendant*



T169/ZBH3/color21
A+

G9 LED
Energieklasse *energy class*



Leuchtenmittel *light source*
Netzteil *power supply*
Lampholder
Materialien
materials

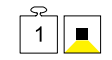
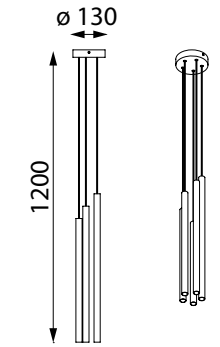
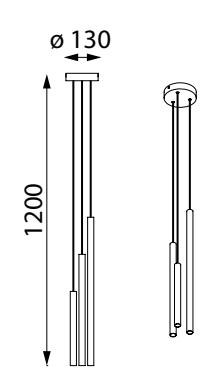
G9 LED
230V
G9
Stahl
steel

Pendelleuchte *pendant*



T169/ZBH5/color21
A+

G9 LED
230V
G9
Stahl
steel



Pendelleuchte *pendant*



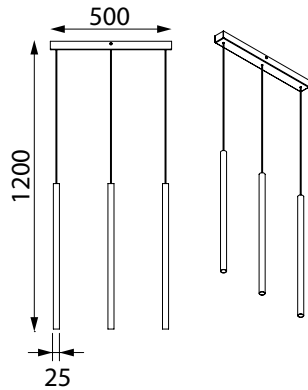
G9 LED
Energieklasse *energy class*

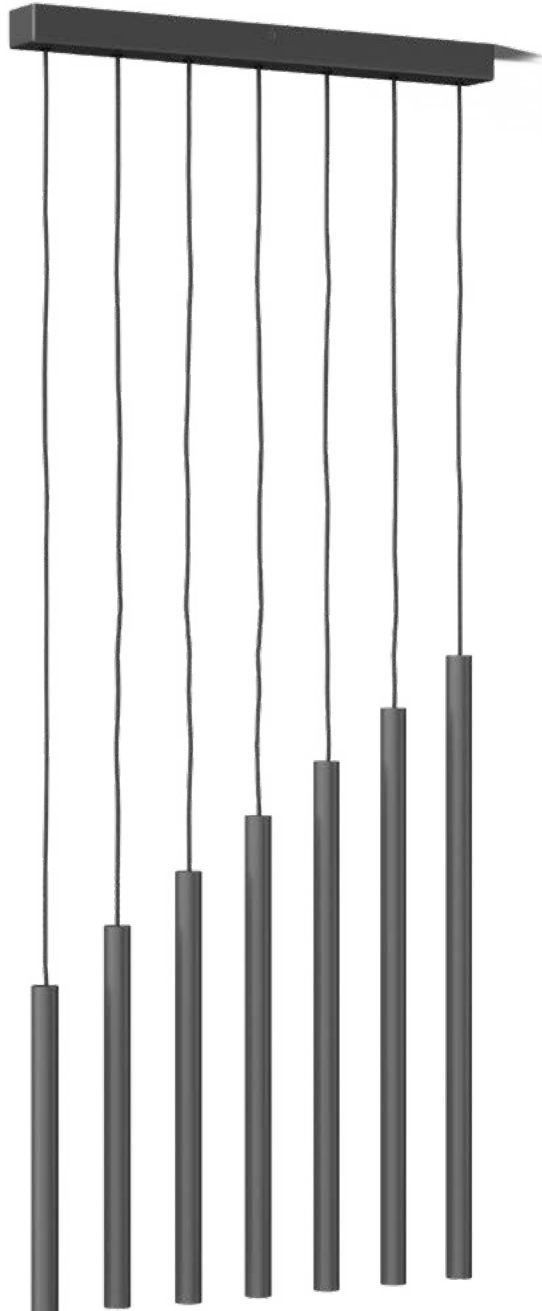


Leuchtenmittel *light source*
Netzteil *power supply*
Lampholder
Material
materials

T169/ZPD3/color21
A+

G9 LED
230V
G9
Stahl
steel





Pendelleuchte *pendant*



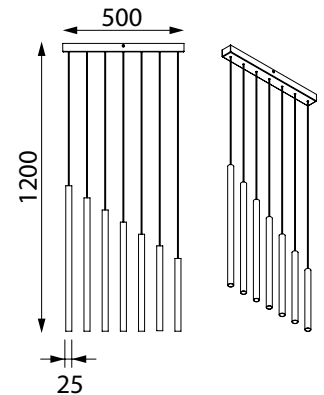
G9 LED
Energieklasse *energy class*



Leuchtenmittel *light source*
Netzteil *power supply*
Lampholder
Material
materials

T169/ZPD7/color21
A+

G9 LED
230V
G9
Stahl
steel



Pendelleuchte *pendant*

G9 LED
Energieklasse *energy class*



Leuchtenmittel *light source*

Netzteil *power supply*

Lampholder

Material

materials

T169/ZPD5/color21
A+

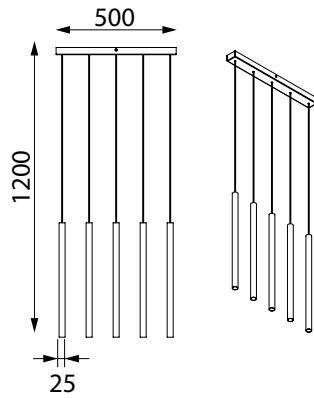
G9 LED

230V

G9

Stahl

steel



Deckenleuchte *ceiling*



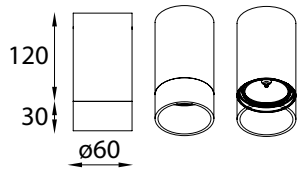
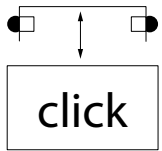
LED
Energieklasse *energy class*



Leuchtmittel *light source*
Spannung *power supply*
Typ *type*
Fassung *lampholder*
Material *materials*

T192GT/Sh/...color1*
A++,A+,A,B,C,D,E

LED
230V
MR16
GU10
Aluminium



Deckenleuchte *ceiling*



T154M1Shd...color
A++,A+,A,B,C,D,E

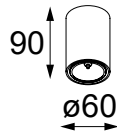
LED
Energieklasse *energy class*



Leuchtmittel *light source*
Spannung *power supply*
Typ *type*
Fassung *lampholder*
Material *materials*

LEDn
230V
MR16
GU10
Aluminium

COLOR INDEX:
color:
- color 1 oder *or* color 6

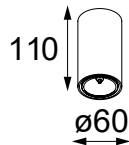


Deckenleuchte *ceiling*



T154M2Shd...color
A++,A+,A,B,C,D,E

LED
230V
MR16
GU10
Aluminium



Deckenleuchte *ceiling*



T154M3Shd...color
A++,A+,A,B,C,D,E

LED230V
MR16
GU10
Aluminium

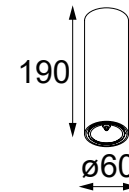


Deckenleuchte *ceiling*



T154M4Shd...color
A++,A+,A,B,C,D,E

LED
230V
MR16
GU10
Aluminium

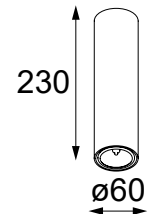


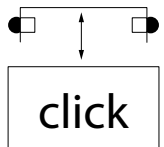
Deckenleuchte *ceiling*



T154M5Shd...color
A++,A+,A,B,C,D,E

LED
230V
MR16
GU10
Aluminium





Deckenleuchte *ceiling*



T154U1Shd...color a/ color b
A++,A+,A,B,C,D,E

LED
Energieklasse *energy class*



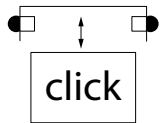
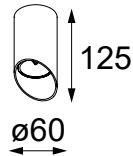
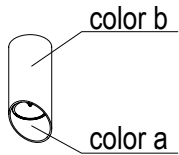
Leuchtmittel *light source*
Spannung *power supply*
Typ *type*
Fassung *lampholder*
Material *materials*

LED
230V
MR16
GU10
Aluminium

COLOR INDEX:

color a:
- color 1 oder *or* color 18

color b:
- color 1

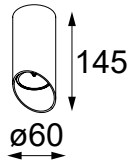


Deckenleuchte *ceiling*



T154U2Shd...color a/ color b
A++,A+,A,B,C,D,E

LED
230V
MR16
GU10
Aluminium

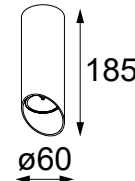


Deckenleuchte *ceiling*



T154U3Shd...color a/ color b
A++,A+,A,B,C,D,E

LED
230V
MR16
GU10
Aluminium

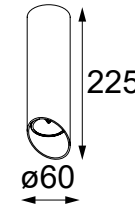


Deckenleuchte *ceiling*



T154U4Shd...color a/ color b
A++,A+,A,B,C,D,E

LED
230V
MR16
GU10
Aluminium

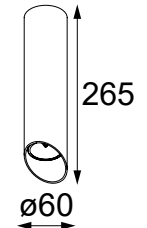



Deckenleuchte *ceiling*



T154U5Shd...color a/ color b
A++,A+,A,B,C,D,E

LED
230V
MR16
GU10
Aluminium







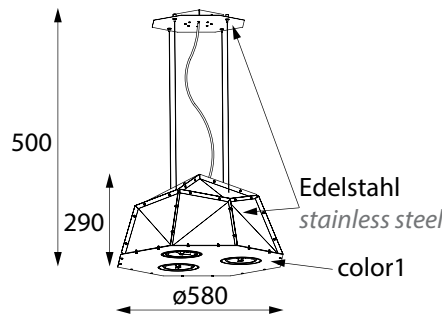
Pendelleuchte *pendant*



1383ANDC751/color1
A+,A

1383ANAC751/color1
A+,A,B,C,D

230V
Eingebaut *built - in*
AR111
G53
Edelstahl, Stahl, *stainless steel, steel*



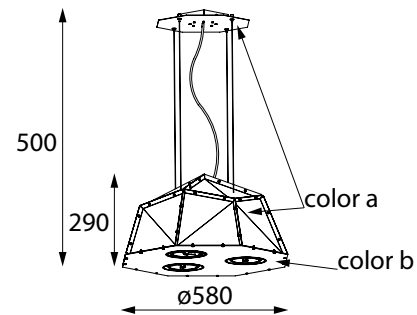
Pendelleuchte *pendant*



1383ASDC/color a/ color b
A+,A

1383ASAC/color a/ color b
A+,A,B,C,D

230V
Eingebaut *built - in*
AR111
G53
Stahl, *steel*



max 20W LED G53/12V/DC
Energieklasse *energy class*



max 20W LED G53/12V/AC
Energieklasse *energy class*



Spannung *power supply*
LED - Module *led driver*
Typ *type*
Fassung *lampholder*
Material *materials*

COLOR INDEX:

color a:
- color 1

color b:
- color 1



Pendelleuchte *pendant*



1389AW1/color a/ color b
A++,A+,A

LED
Energieklasse *energy class*



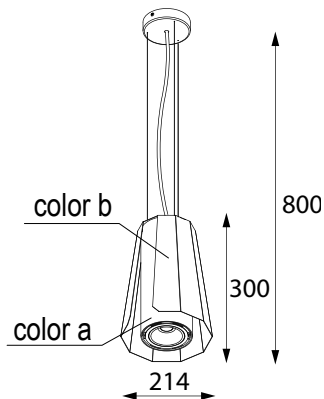
Leuchtmittel *light source*
Spannung *power supply*
Typ *type*
Fassung *lampholder*
Material
materials

LED
230V
ES111
GU10
Aluminium, Stahl
aluminium, steel

COLOR INDEX:

color a:
- color 1 oder *or* color 18

color b:
- color 1 oder *or* color 18

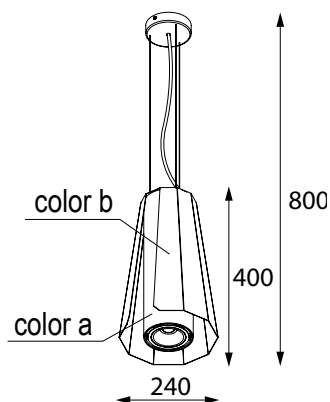


Pendelleuchte *pendant*



1389BW1/color a/ color b
A++,A+,A

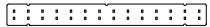
LED
230V
ES111
GU10
Aluminium, Stahl
aluminium, steel





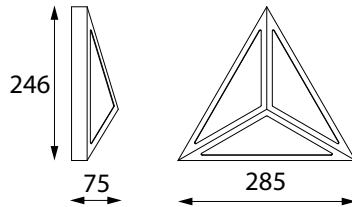


Wandleuchte wall



Leuchtmittel *light source*
Spannung *power supply*
Material
materials

LED Modul *LED module*
230V
Aluminium, Stahl
aluminium, steel



Version <i>version</i>	Gewicht <i>weight</i> [kg]	Leistung <i>power</i>	Lumen <i>lumens</i>	Farbtemperatur <i>color temperature</i>	Index	Energieklasse <i>energy class</i>
	0,8	15W	1455lm	3000K	1404/A3/W19/color1/3000K	A++
				4000K	1404/A3/W19/color1/4000K	A++
	0,9	15W	1455lm	3000K	1404/A2/W19/color1/3000K	A++
				4000K	1404/A2/W19/color1/4000K	A++
	1,0	4,5W	436lm	3000K	1404/A1/M6/color1/4000K	A++
				4000K	1404/A1/M6/color1/4000K	A++
	1,1	—	—	—	1404/AP/color1	—



Deckenleuchte *ceiling*



max 20W LED /DC/12V
Energieklasse *energy class*

T141AP1L...color1
A+,A



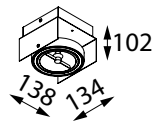
max 20W LED /AC/12V
Energieklasse *energy class*

T141AP1H...color1
A+,A,B,C,D



Leuchtmittel *light source*
Spannung *power supply*
LED - Module *led driver*
Typ *type*
Fassung *lampholder*
Material
materials

LED
230V
Eingebaut *built - in*
AR111
G53
Aluminium, Stahl
aluminium, steel



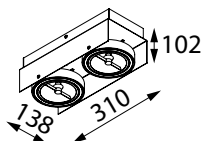
Deckenleuchte *ceiling*



T141AP2L...color1
A+,A

T141AP2H...color1
A+,A,B,C,D

LED
230V
Eingebaut *built - in*
AR111
G53
Aluminium, Stahl
aluminium, steel



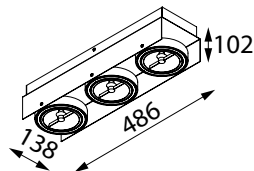
Deckenleuchte *ceiling*



T141AP3L...color1
A+,A

T141AP3H...color1
A+,A,B,C,D

LED
230V
Eingebaut *built - in*
AR111
G53
Aluminium, Stahl
aluminium, steel



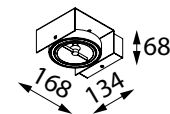
Wandleuchte *wall*



T141AK1L...color1
A+,A

T141AK1H...color1
A+,A,B,C,D

LED
230V
Eingebaut *built - in*
AR111
G53
Aluminium, Stahl
aluminium, steel



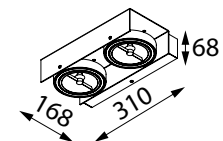
Wandleuchte *wall*



T141AK2L...color1
A+,A

T141AK2H...color1
A+,A,B,C,D

LED
230V
Eingebaut *built - in*
AR111
G53
Aluminium, Stahl
aluminium, steel



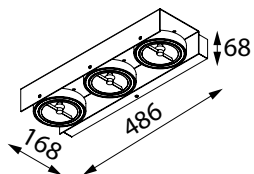
Wandleuchte *wall*



T141AK3L...color1
A+,A

T141AK3H...color1
A+,A,B,C,D

LED
230V
Eingebaut *built - in*
AR111
G53
Aluminium, Stahl
aluminium, steel



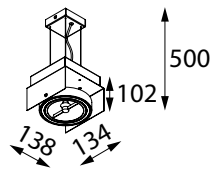
Pendelleuchte *pendant*



T141AW1L...color1
A+,A

T141AW1H...color1
A+,A,B,C,D

LED
230V
Eingebaut *built - in*
AR111
G53
Aluminium, Stahl
aluminium, steel



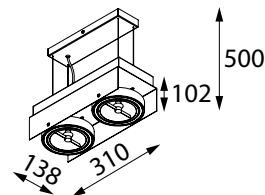
Pendelleuchte *pendant*



T141AW2L...color1
A+,A

T141AW2H...color1
A+,A,B,C,D

LED
230V
Eingebaut *built - in*
AR111
G53
Aluminium, Stahl
aluminium, steel



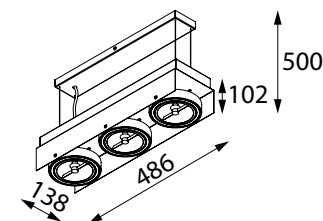
Pendelleuchte *pendant*



T141AW3L...color1
A+,A

T141AW3H...color1
A+,A,B,C,D

LED
230V
Eingebaut *built - in*
AR111
G53
Aluminium, Stahl
aluminium, steel



Deckenleuchte *ceiling*



T141SP1L...color1
A+,A

max 20W LED /DC/12V
Energieklasse *energy class*

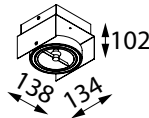


max 20W LED /AC/12V
Energieklasse *energy class*



Leuchtmittel *light source*
Spannung *power supply*
LED - Module *led driver*
Typ *type*
Fassung *lampholder*
Material *materials*

LED
230V
Eingebaut *built - in*
AR111
G53
Stahl, *steel*



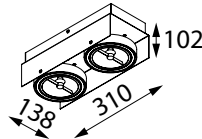
Deckenleuchte *ceiling*



T141SP2L...color1
A+,A

T141SP2H...color1
A+,A,B,C,D

LED
230V
Eingebaut *built - in*
AR111
G53
Stahl, *steel*



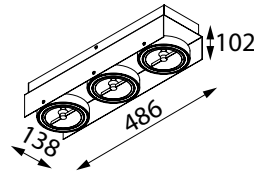
Deckenleuchte *ceiling*



T141SP3L...color1
A+,A

T141SP3H...color1
A+,A,B,C,D

LED
230V
Eingebaut *built - in*
AR111
G53
Stahl, *steel*



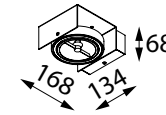
Wandleuchte *wall*



T141SK1L...color1
A+,A

T141SK1H...color1
A+,A,B,C,D

LED
230V
Eingebaut *built - in*
AR111
G53
Stahl, *steel*



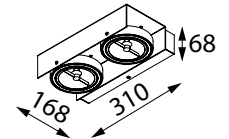
Wandleuchte *wall*



T141SK2L...color1
A+,A

T141SK2H...color1
A+,A,B,C,D

LED
230V
Eingebaut *built - in*
AR111
G53
Stahl, *steel*



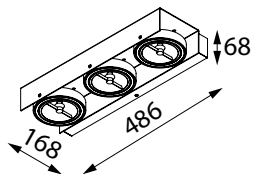
Wandleuchte *wall*



T141SK3L...color1
A+,A

T141SK3H...color1
A+,A,B,C,D

wLED
230V
Eingebaut *built - in*
AR111
G53
Stahl, *steel*



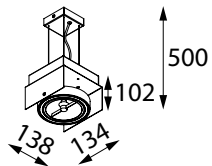
Pendelleuchte *pendant*



T141SW1L...color1
A+,A

T141SW1H...color1
A+,A,B,C,D

LED
230V
Eingebaut *built - in*
AR111
G53
Stahl, *steel*



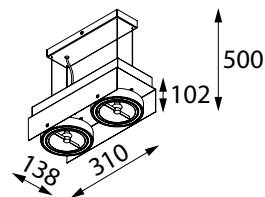
Pendelleuchte *pendant*



T141SW2L...color1
A+,A

T141SW2H...color1
A+,A,B,C,D

LED
230V
Eingebaut *built - in*
AR111
G53
Stahl, *steel*



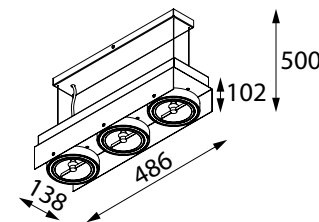
Pendelleuchte *pendant*



T141SW3L...color1
A+,A

T141SW3H...color1
A+,A,B,C,D

LED
230V
Eingebaut *built - in*
AR111
G53
Stahl, *steel*



Deckenleuchte *ceiling*



T135A1Sd/color a/ color b
A+,A

max 20W LED /DC/12V
Energieklasse *energy class*



max 20W LED /AC/12V
Energieklasse *energy class*



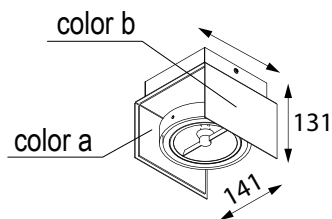
Leuchtmittel *light source*
Spannung *power supply*
LED - Module *led driver*
Typ *type*
Fassung *lampholder*
Material
materials

LED
230V
Eingebaut *built - in*
AR111
G53
Aluminium, Stahl
aluminium, steel

COLOR INDEX:

color a:
- color 1

color b:
- color 1



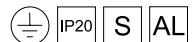
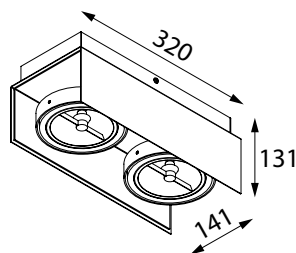
Deckenleuchte *ceiling*



T135A2Sd/color a/ color b
A+,A

T135A2Sh/color a/ color b
A+,A,B,C,D

wLED
230V
Eingebaut *built - in*
AR111
G53
Aluminium, Stahl
aluminium, steel



120





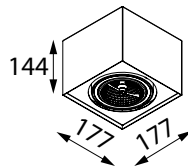
Deckenleuchte *ceiling*



T136A1Sd...color1
A+,A

T136A1Sh...color1
A+,A,B,C,D

LED
230V
Eingebaut *built - in*
AR111
G53
Stahl *steel*



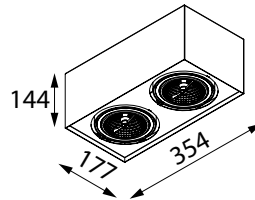
Deckenleuchte *ceiling*



T136A2Sd...color1
A+,A

T136A2Sh...color1
A+,A,B,C,D

LED
230V
Eingebaut *built - in*
AR111
G53
Stahl *steel*



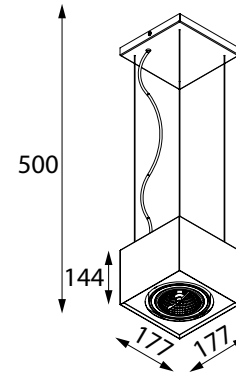
Pendelleuchte *pendant*



T136B1Wd...color1
A+,A

T136B1Wh...color1
A+,A,B,C,D

LED
230V
Eingebaut *built - in*
AR111
G53
Stahl *steel*



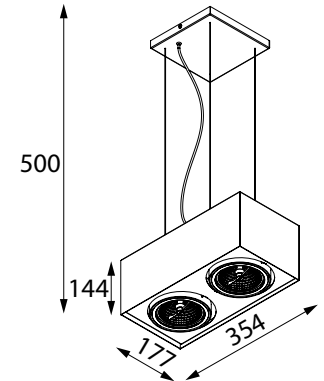
Pendelleuchte *pendant*



T136B2Wd...color1
A+,A

T136B2Wh...color1
A+,A,B,C,D

LED
230V
Eingebaut *built - in*
AR111
G53
Stahl *steel*



max 20W LED /DC/12V
Energieklasse *energy class*



max 20W LED /AC/12V
Energieklasse *energy class*



Leuchtmittel *light source*
Spannung *power supply*
LED - Module *led driver*
Typ *type*
Fassung *lampholder*
Material *materials*



Deckenleuchte *ceiling*



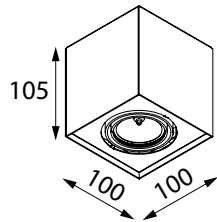
T151S1Shd...color1
A++,A+,A,B,C,D,E

LED
Energieklasse *energy class*



Leuchtmittel *light source*
Spannung *power supply*
Typ *type*
Fassung *lampholder*
Material *materials*

LED
230V
MR16
GU10
Stahl, *steel*

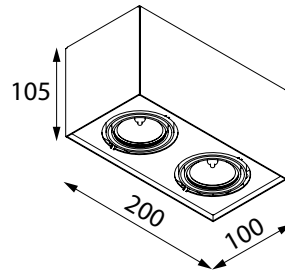


Deckenleuchte *ceiling*



T151S2Shd...color1
A++,A+,A,B,C,D,E

LED
230V
MR16
GU10
Stahl, *steel*



Deckenleuchte *ceiling*



max 20W LED /DC/12V
Energieklasse *energy class*



max 20W LED /AC/12V
Energieklasse *energy class*

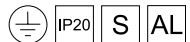
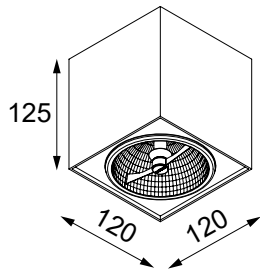


Leuchtmittel *light source*
Spannung *power supply*
LED - Module *led driver*
Typ *type*
Fassung *lampholder*
Material
materials

T157A1Sd...color1
A+,A

T157A1Sh...color1
A+,A,B,C,D

LED
230V
Eingebaut *built - in*
AR111
G53
Aluminium, Stahl
aluminium, steel



Wandleuchte *wall*



T049/Z1/M5/Kd/501/3000K
A++
T049/Z1/M5/Kd/501/4000K
A++

LED Modul *LED module*
8W
776lm
3000K, 4000K
230V
Aluminium eloxiertem gebürstet
anodized aluminum brushed

Wandleuchte *wall*



T049/Z1/M5/Kd...color1/3000K
A++
T049/Z1/M5/Kd...color1/4000K
A++

LED Modul *LED module*
8W
776lm
3000K, 4000K
230V
Aluminium lackiertem
painted aluminum

Wandleuchte *wall*



T049/Z1/M5/Kd/601/3000K
A++
T049/Z1/M5/Kd/601/4000K
A++

Modul LED *LED module*
8W
776lm
3000K, 4000K
230V
Aluminium Chrom
aluminum chrome

Aperture Glas
glass shutter

T049 X0



LED 3000K
Energieklasse *energy class*
LED 4000K
Energieklasse *energy class*



Leuchtmittel *light source*
Leistung *power*
Lumen *lumens*
Farbtemperatur *color temperature*
Spannung *power supply*
Material
materials

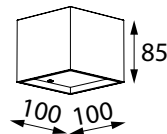
Halogen
Energieklasse *energy class*



Leuchtmittel *light source*
Spannung *power supply*
Fassung *lampholder*
Material
materials

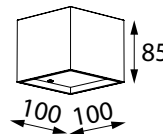
T049C2Kh/501
A+,A,B,C,D

LED / halogen
230V
G9
Aluminium eloxiertem gebürstet
anodized aluminum brushed



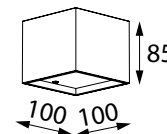
T049C2Kh...color1
A+,A,B,C,D

LED / halogen
230V
G9
Aluminium lackiertem
painted aluminum



T049C2Kh/601
A+,A,B,C,D

LED / halogen
230V
G9
Aluminium Chrom
aluminum chrome



Aperture gemalt (Halogen)
painted shutter (halogen)

T049 X4...color 1



T049 X5...color 1




T049 X6...color 1





Jaroszewskie wzgórze
Sieraków

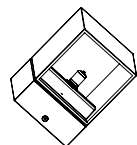
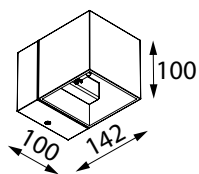


Wandleuchte *Wall*



T049L4K...color1
A+,A,B,C,D

LED
230V
G9
Aluminium

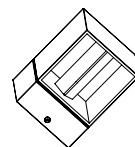
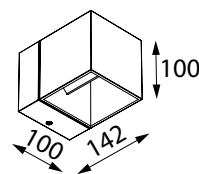


Wandleuchte *Wall*



T049L5K...color1
A+,A,B,C,D

LED
230V
G9
Aluminium

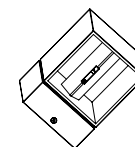
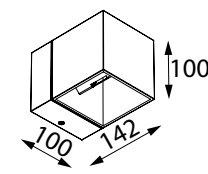


Wandleuchte *Wall*



T049L6K...color1
A+,A,B,C,D

LED W
230V
G9
Aluminium



LED
Energieklasse *energy class*



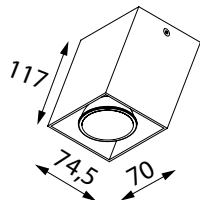
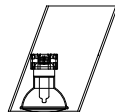
Leuchtmittel *light source*
Spannung *power supply*
Fassung *lampholder*
Material *materials*

Deckenleuchte *ceiling*



T087D1Sh...color1
A++,A+,A,B,C,D,E

LED
230V
MR16
GU10
Aluminium

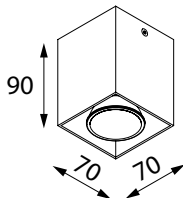


Deckenleuchte *ceiling*



T087A1Sh...color1
A++,A+,A,B,C,D,E

LED
230V
MR16
GU10
Aluminium

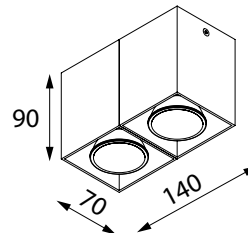
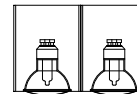


Deckenleuchte *ceiling*



T087A2Sh...color1
A++,A+,A,B,C,D,E

LED
230V
MR16
GU10
Aluminium

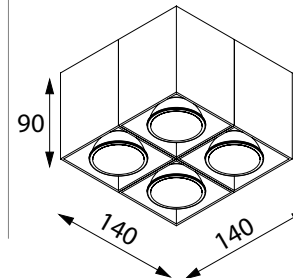
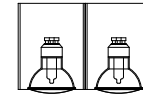


Deckenleuchte *ceiling*



T087A4Sh...color1
A++,A+,A,B,C,D,E

LED
230V
MR16
GU10
Aluminium

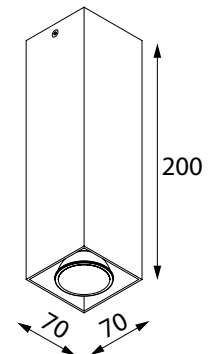
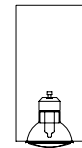


Deckenleuchte *ceiling*



T087C1Sh...color1
A++,A+,A,B,C,D,E

LED
230V
MR16
GU10
Aluminium



LED
Energieklasse *energy class*



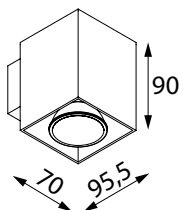
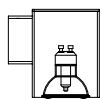
Leuchtmittel *light source*
Spannung *power supply*
Typ *type*
Fassung *lampholder*
Material *materials*

Wandleuchte wall



T087B1Kh...color1
A++,A+,A,B,C,D,E

LED
230V
MR16
GU10
Aluminium

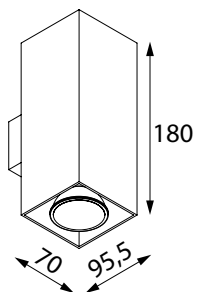
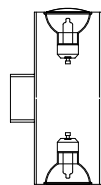


Wandleuchte wall



T087B18Kh...color1
A++,A+,A,B,C,D,E

LED
230V
MR16
GU10
Aluminium



LED **4W**, 388lm, 3000K oder *or* 4000K
Energieklasse *energy class*

LED **6W**, 582lm, 3000K oder *or* 4000K
Energieklasse *energy class*

LED **8W**, 776lm, 3000K oder *or* 4000K
Energieklasse *energy class*

LED **10W**, 970lm, 3000K oder *or* 4000K
Energieklasse *energy class*



Leuchtmittel *light source*
Farbtemperatur *color temperature*
Spannung *power supply*
Material *materials*

Deckenleuchte *ceiling*

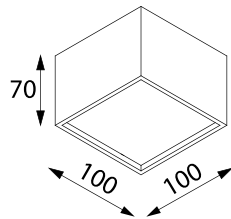
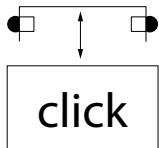
T147N/D/A/Z5/...color1/3000K, 4000K
A++

T147N/D/A/M7/...color1/3000K, 4000K
A++

T147N/D/A/M8/...color1/3000K, 4000K
A++

T147N/D/A/M9/...color1/3000K, 4000K
A++

LED Modul *LED module*
3000K, 4000K
230V
Aluminium



LED **8W**, 776lm, 3000K oder *or* 4000K
Energieklasse *energy class*

T147Z/D/B/M5/...color1/3000K, 4000K
A++

LED **12W**, 1164lm, 3000K oder *or* 4000K
Energieklasse *energy class*

T147Z/D/B/W11/...color1/3000K, 4000K
A++

LED **16W**, 1552lm, 3000K oder *or* 4000K
Energieklasse *energy class*

T147Z/D/B/W12/...color1/3000K, 4000K
A++

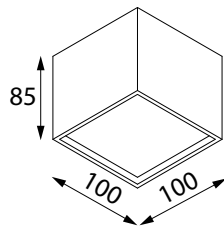
LED **20W**, 1940lm, 3000K oder *or* 4000K
Energieklasse *energy class*

T147Z/D/B/W14/...color1/3000K, 4000K
A++



Leuchtmittel *light source*
Farbtemperatur *color temperature*
Spannung *power supply*
Material *materials*

LED Modul *LED module*
3000K, 4000K
230V
Aluminium

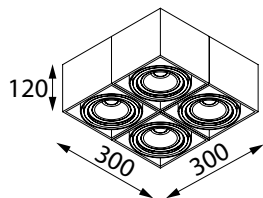


Deckenleuchte *ceiling*



T113C6...color1
A++,A+,A

LED
230V
ES111
GU10
Aluminium



Deckenleuchte *ceiling*



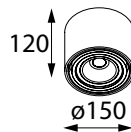
LED
Energieklasse *energy class*



Leuchtmittel *light source*
Spannung *power supply*
Typ *type*
Fassung *lampholder*
Material *materials*

T113C1...color1
A++,A+,A

LED
230V
ES111
GU10
Aluminium

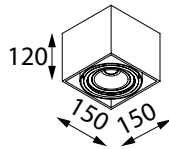


Deckenleuchte *ceiling*



T113C2...color1
A++,A+,A

LED
230V
ES111
GU10
Aluminium

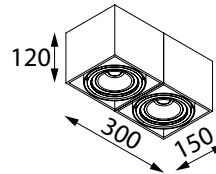


Deckenleuchte *ceiling*



T113C3...color1
A++,A+,A

LED
230V
ES111
GU10
Aluminium

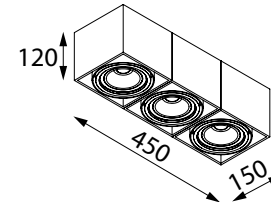


Deckenleuchte *ceiling*



T113C4...color1
A++,A+,A

LED
230V
ES111
GU10
Aluminium

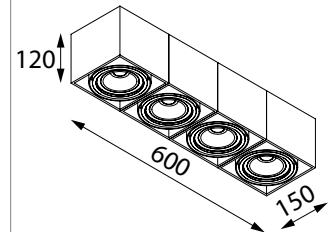


Deckenleuchte *ceiling*



T113C5...color1
A++,A+,A

LED
230V
ES111
GU10
Aluminium

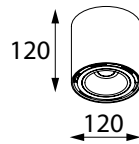


Deckenleuchte *ceiling*



T113D1...color1
A++,A+,A

LED
230V
ES111
GU10
Aluminium

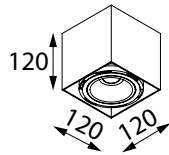


Deckenleuchte *ceiling*



T113D2...color1
A++,A+,A

LED
230V
ES111
GU10
Aluminium

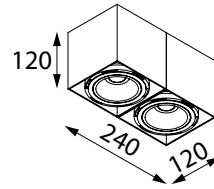


Deckenleuchte *ceiling*



T113D3...color1
A++,A+,A

LED
230V
ES111
GU10
Aluminium

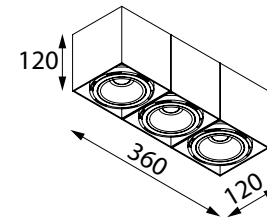


Deckenleuchte *ceiling*



T113D4...color1
A++,A+,A

LED
230V
ES111
GU10
Aluminium

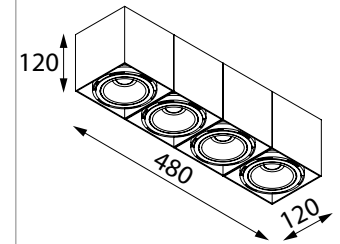


Deckenleuchte *ceiling*



T113D5...color1
A++,A+,A

LED
230V
ES111
GU10
Aluminium



LED
Energieklasse *energy class*



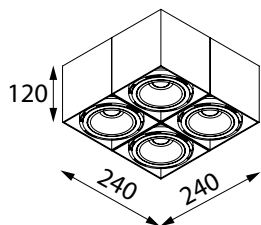
Leuchtmittel *light source*
Spannung *power supply*
Typ *type*
Fassung *lampholder*
Material *materials*

Deckenleuchte *ceiling*



T113D6...color1
A++,A+,A

LED
230V
ES111
GU10
Aluminium



Wandleuchte *wall*



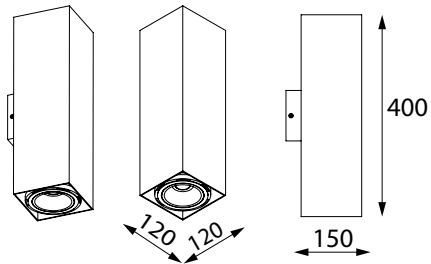
LED
Energieklasse *energy class*



Leuchtenmittel *light source*
Netzteil *power supply*
Typ *type*
Lampholder
Material *materials*

T113E1...color1
A++,A+,A,B,C,D,E

LED
230V
ES111
GU10
Aluminium





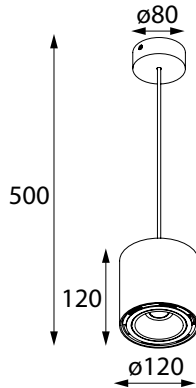


Pendelleuchte *pendant*



T113B7...color1
A++,A+,A

LED
230V
ES111
GU10
Aluminium

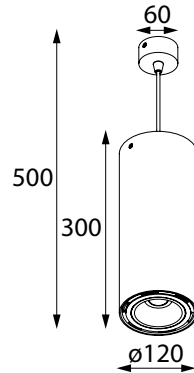


Pendelleuchte *pendant*



T113R1...color1
A++,A+,A

LED
230V
ES111
GU10
Aluminium

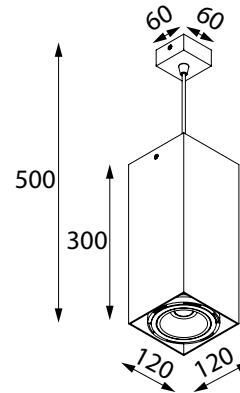


Pendelleuchte *pendant*



T113R2...color1
A++,A+,A

LED
230V
ES111
GU10
Aluminium

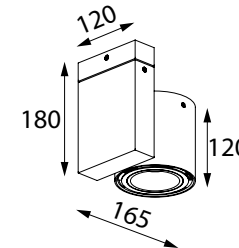


Deckenleuchte *ceiling*



T113U1...color1
A++,A+,A

LED
230V
ES111
GU10
Aluminium

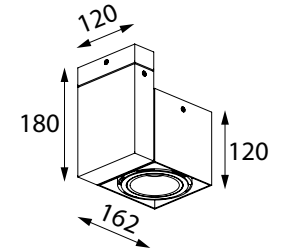


Deckenleuchte *ceiling*



T113U2...color1
A++,A+,A

LED
230V
ES111
GU10
Aluminium



Deckenleuchte *ceiling*



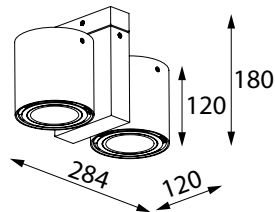
T113P1...color1
A++,A+,A

LED
Energieklasse *energy class*



Leuchtmittel *light source*
Spannung *power supply*
Typ *type*
Fassung *lampholder*
Material *materials*

LED
230V
ES111
GU10
Aluminium


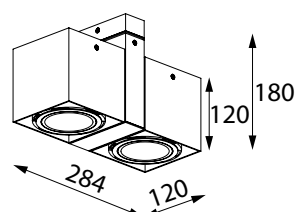


Deckenleuchte *ceiling*



T113P2...color1
A++,A+,A

LED
230V
ES111
GU10
Aluminium

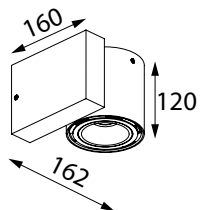


Wandleuchte *wall*



T113S1...color1
A++,A+,A

LED
230V
ES111
GU10
Aluminium

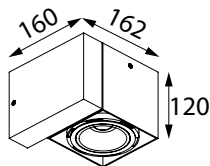


Wandleuchte *wall*



T113S2...color1
A++,A+,A

LED
230V
ES111
GU10
Aluminium

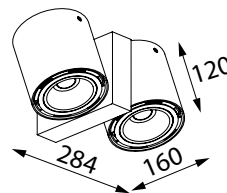


Wandleuchten *wall*



T113K1...color1
A++,A+,A

LED
230V
ES111
GU10
Aluminium

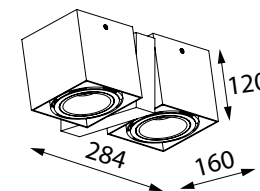


Wandleuchte *wall*



T113K2...color1
A++,A+,A

LED
230V
ES111
GU10
Aluminium



Strahler *track*



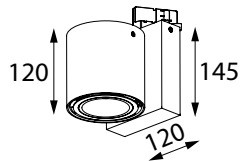
T113T1...color1
A++,A+,A

LED
Energieklasse *energy class*



Leuchtmittel *light source*
Spannung *power supply*
Typ *type*
Fassung *lampholder*
Material *materials*

LED
230V
ES111
GU10
Aluminium

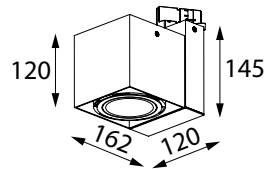


Strahler *track*



T113T2...color1
A++,A+,A

LED
230V
ES111
GU10
Aluminium

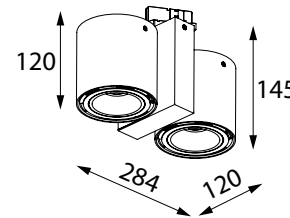


Strahler *track*



T113Y1...color1
A++,A+,A

LED
230V
ES111
GU10
Aluminium

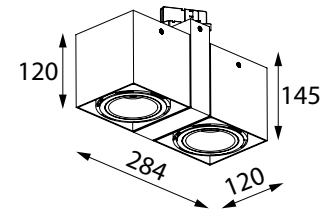


Strahler *track*



T113Y2...color1
A++,A+,A

LED
230V
ES111
GU10
Aluminium





Private interior

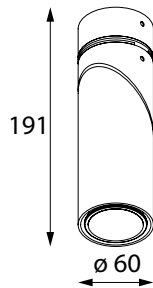


Deckenleuchte *ceiling*



T042B3S...color1
A++,A+,A,B,C,D,E

LED
230V
MR16
GU10
Aluminium

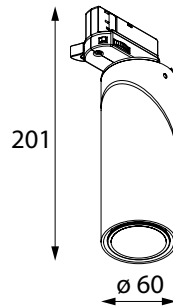


Strahler *track*



T042B3T...color1
A++,A+,A,B,C,D,E

LED
230V
MR16
GU10
Aluminium



LED
Energieklasse *energy class*



Leuchtmittel *light source*
Spannung *power supply*
Typ *type*
Fassung *lampholder*
Material *materials*



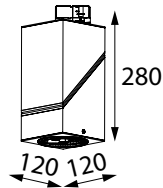
Strahler *track*



T042P2Td...color1
A+,A

T042P1Th...color1
A+,A,B,C,D

LED
230V
Eingebaut *built - in*
AR111
G53
Aluminium



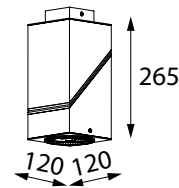
Deckenleuchte *ceiling*



T042P5Sd...color1
A+,A

T042P4Sh...color1
A+,A,B,C,D

LED
230V
Eingebaut *built - in*
AR111
G53
Aluminium



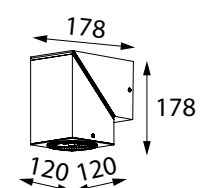
Wandleuchte *wall*



T042A8Kd...color1
A+,A

T042A7Kh...color1
A+,A,B,C,D

LED
230V
Eingebaut *built - in*
AR111
G53
Aluminium



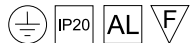
max 20W LED /DC/12V
Energieklasse *energy class*



max 20W LED /AC/12V
Energieklasse *energy clas*



Leuchtmittel *light source*
Spannung *power supply*
LED - Module *led driver*
Typ *type*
Fassung *lampholder*
Material *materials*



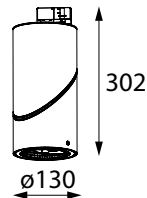
Strahler *track*



T042D2Td...color1
A+,A

T042D1Th...color1
A+,A,B,C,D

LED
230V
Eingebaut *built - in*
AR111
G53
Aluminium



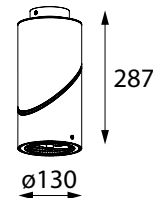
Deckenleuchte *ceiling*



T042D5Sd...color1
A+,A

T042D4Sh...color1
A+,A,B,C,D

LED
230V
Eingebaut *built - in*
AR111
G53
Aluminium



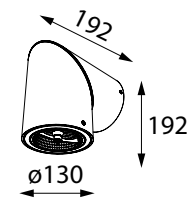
Wandleuchte *wall*



T042H8Kd...color1
A+,A

T042H7Kh...color1
A+,A,B,C,D

LED
230V
Eingebaut *built - in*
AR111
G53
Aluminium



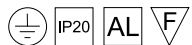
max 20W LED /DC/12V
Energieklasse *energy class*



max 20W LED /AC/12V
Energieklasse *energy clas*



Leuchtmittel *light source*
Spannung *power supply*
LED - Module *led driver*
Typ *type*
Fassung *lampholder*
Material *materials*



Deckenleuchte *ceiling*



max 20W LED /DC/12V
Energieklasse *energy class*



max 20W LED /AC/12V
Energieklasse *energy class*

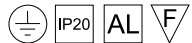
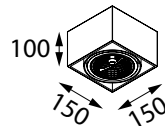


Leuchtmittel *light source*
Spannung *power supply*
LED - Module *led driver*
Typ *type*
Fassung *lampholder*
Material *materials*

T019C4Sd...color1
A+,A

T019C4Sh...color1
A+,A,B,C,D

LED
230V
Eingebaut *built - in*
AR111
G53
Aluminium



150



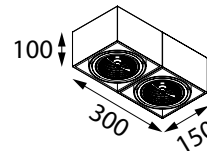
Deckenleuchte *ceiling*



T019X2Sd...color1
A+,A

T019X2Sh...color1
A+,A,B,C,D

LED
230V
Eingebaut *built - in*
AR111
G53
aluminium



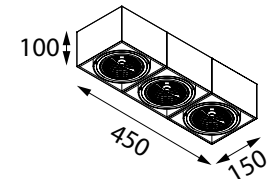
Deckenleuchte *ceiling*



T019X3Sd...color1
A+,A

T019X3Sh...color1
A+,A,B,C,D

LED
230V
Eingebaut *built - in*
AR111
G53
Aluminium



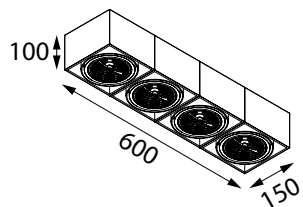
Deckenleuchte *ceiling*



T019X4Sd...color1
A+,A

T019X4Sh...color1
A+,A,B,C,D

LED
230V
Eingebaut *built - in*
AR111
G53
Aluminium



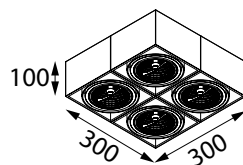
Deckenleuchte *ceiling*



T019X5Sd...color1
A+,A

T019X5Sh...color1
A+,A,B,C,D

LED
230V
Eingebaut *built - in*
AR111
G53
Aluminium



Private interior



Pendelleuchte *pendant*

max 20W LED /DC/12V
Energieklasse *energy class*



max 20W LED /AC/12V
Energieklasse *energy class*

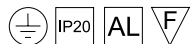
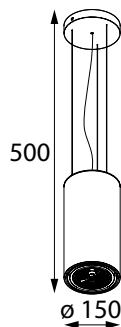


Leuchtmittel *light source*
Spannung *power supply*
LED - Module *led driver*
Typ *type*
Fassung *lampholder*
Material *materials*

T019S1Wd...color1
A+,A

T019S1Wh...color1
A+,A,B,C,D

LED
230V
Eingebaut *built - in*
AR111
G53
Aluminium


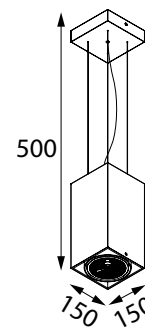


Pendelleuchte *pendant*

T019S2Wd...color1
A+,A

T019S2Wh...color1
A+,A,B,C,D

LED
230V
Eingebaut *built - in*
AR111
G53
Aluminium



Deckenleuchte *ceiling*



max 20W LED /DC/12V
Energieklasse *energy class*



max 20W LED /AC/12V
Energieklasse *energy class*

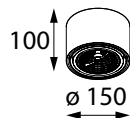


Leuchtmittel *light source*
Spannung *power supply*
LED - Module *led driver*
Typ *type*
Fassung *lampholder*
Material *materials*

T019Z4Sd...color1
A+,A

T019Z4Sh...color1
A+,A,B,C,D

LED
230V
Eingebaut *built - in*
AR111
G53
Aluminium



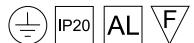
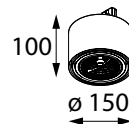
Strahler *track*



T019Z4Td...color1
A+,A

T019Z4Th...color1
A+,A,B,C,D

LED
230V
Eingebaut *built - in*
AR111
G53
Aluminium





Fedoryszyn
Wrocław



marina suchorska
interior design



marina suchorska
interior design

Wandleuchte wall



T019J1Kd...color1
A+,A

max 20W LED /DC/12V
Energieklasse *energy class*

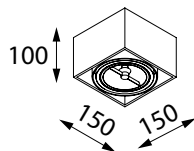


max 20W LED /AC/12V
Energieklasse *energy class*



Leuchtmittel *light source*
Spannung *power supply*
LED - Module *led driver*
Typ *type*
Fassung *lampholder*
Material *materials*

LED
230V
Eingebaut *built - in*
AR111
G53
Aluminium



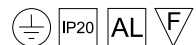
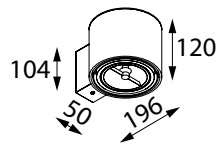
Wandleuchte wall



T019T2Kd...color1
A+,A

T019T2Kh...color1
A+,A,B,C,D

LED
230V
Eingebaut *built - in*
AR111
G53
Aluminium



Mezoplus
Poznań



Mezoplus
Poznań




Portofino restaurant
Poznań



Portofino restaurant
Poznań



Museum of Architecture
Wrocław



Museum of Architecture
Wrocław

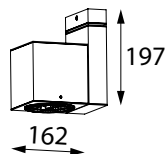
Deckenleuchte *ceiling*



T012D1Sd...color1
A+,A

T012D1Sh...color1
A+,A,B,C,D

LED
230V
Eingebaut *built - in*
AR111
G53
Aluminium



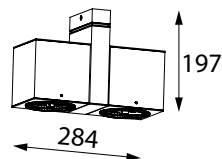
Deckenleuchte *ceiling*



T012D2Sd...color1
A+,A

T012D2Sh...color1
A+,A,B,C,D

LED
230V
Eingebaut *built - in*
AR111
G53
Aluminium



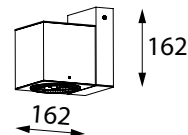
Deckenleuchte *ceiling*



T012E1Sd...color1
A+,A

T012E1Sh...color1
A+,A,B,C,D

LED
230V
Eingebaut *built - in*
AR111
G53
Aluminium



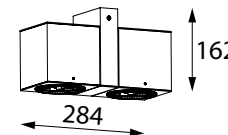
Deckenleuchte *ceiling*



T012E2Sd...color1
A+,A

T012E2Sh...color1
A+,A,B,C,D

LED
230V
Eingebaut *built - in*
AR111
G53
Aluminium



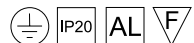
max 20W LED /DC/12V
Energieklasse *energy class*



max 20W LED /AC/12V
Energieklasse *energy class*



Leuchtmittel *light source*
Spannung *power supply*
LED - Module *led driver*
Typ *type*
Fassung *lampholder*
Material *materials*



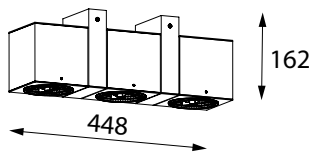
Deckenleuchte *ceiling*



T012E3Sd...color1
A+,A

T012E3Sh...color1
A+,A,B,C,D

LED
230V
Eingebaut *built - in*
AR111
G53
Aluminium



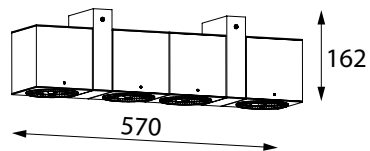
Deckenleuchte *ceiling*



T012E4Sd...color1
A+,A

T012E4Sh...color1
A+,A,B,C,D

LED
230V
Eingebaut *built - in*
AR111
G53
Aluminium



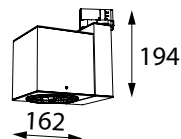
Strahler *track*



T012A1Td...color1
A+,A

T012A1Th...color1
A+,A,B,C,D

LED
230V
Eingebaut *built - in*
AR111
G53
Aluminium



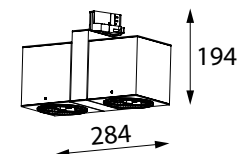
Strahler *track*



T012A2Td...color1
A+,A

T012A2Th...color1
A+,A,B,C,D

LED
230V
Eingebaut *built - in*
AR111
G53
Aluminium



Pendelleuchte *pendant*



T012B1Wd...color1
A+,A

T012B1Wh...color1
A+,A,B,C,D

20W LED /DC/12V
Energieklasse *energy class*

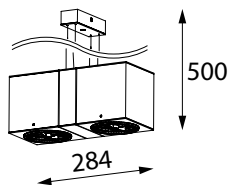


20W LED /AC/12V
Energieklasse *energy class*



Leuchtmittel *light source*
Spannung *power supply*
LED - Module *led driver*
Typ *type*
Fassung *lampholder*
Material *materials*

LED
230V
Eingebaut *built - in*
AR111
G53
Aluminium



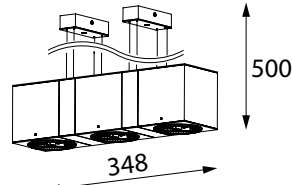
Pendelleuchte *pendant*



T012B2Wd...color1
A+,A

T012B2Wh...color1
A+,A,B,C,D

LED
230V
Eingebaut *built - in*
AR111
G53
Aluminium



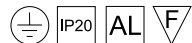
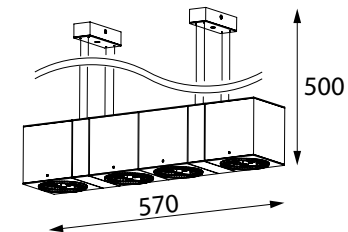
Pendelleuchte *pendant*




T012B3Wd...color1
A+,A

T012B3Wh...color1
A+,A,B,C,D

LED
230V
Eingebaut *built - in*
AR111
G53
Aluminium







Wandleuchte *wall*



20W LED /DC/12V
Energieklasse *energy class*



20W LED /AC/12V
Energieklasse *energy class*

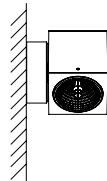
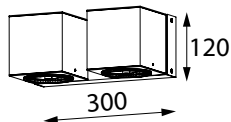


Leuchtmittel *light source*
Spannung *power supply*
LED - Module *led driver*
Typ *type*
Fassung *lampholder*
Material *materials*

T012C1Kd...color1
A+,A

T012C1Kh...color1
A+,A,B,C,D

LED
230V
Eingebaut *built - in*
AR111
G53
Aluminium



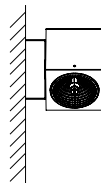
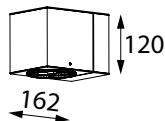
Wandleuchte *wall*



T012C2Kd...color1
A+,A

T012C2Kh...color1
A+,A,B,C,D

LED
230V
Eingebaut *built - in*
AR111
G53
Aluminium



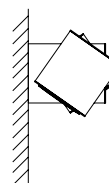
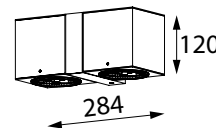
Wandleuchte *wall*



T012C3Kd...color1
A+,A

T012C3Kh...color1
A+,A,B,C,D

LED
230V
Eingebaut *built - in*
AR111
G53
Aluminium



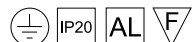
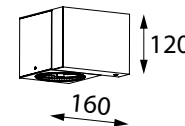
Wandleuchte *wall*



T012C4Kd...color1
A+,A

T012C4Kh...color1
A+,A,B,C,D

LED
230V
Eingebaut *built - in*
AR111
G53
Aluminium



Pendelleuchte *pendant*



max 20W LED /DC/12V
Energieklasse *energy class*

T079C1Wd...color1
A+,A



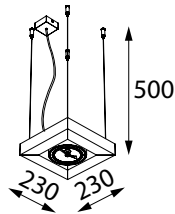
max 20W LED /AC/12V
Energieklasse *energy class*

T079C1Wh...color1
A+,A,B,C,D



Leuchtmittel *light source*
Spannung *power supply*
LED - Module *led driver*
Typ *type*
Fassung *lampholder*
Material *materials*

LED
230V
Eingebaut *built - in*
AR111
G53
Aluminium



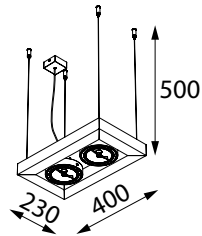
Pendelleuchte *pendant*



T079C2Wd...color1
A+,A

T079C2Wh...color1
A+,A,B,C,D

LED
230V
Eingebaut *built - in*
AR111
G53
Aluminium



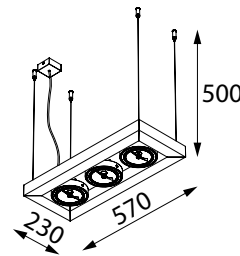
Pendelleuchte *pendant*



T079C3Wd...color1
A+,A

T079C3Wh...color1
A+,A,B,C,D

LED
230V
Eingebaut *built - in*
AR111
G53
Aluminium



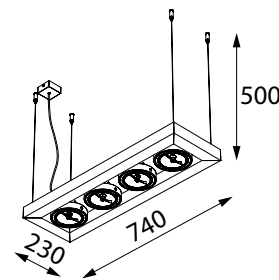
Pendelleuchte *pendant*



T079C4Wd...color1
A+,A

T079C4Wh...color1
A+,A,B,C,D

LED
230V
Eingebaut *built - in*
AR111
G53
Aluminium



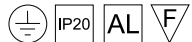
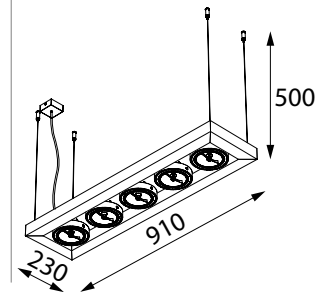
Pendelleuchte *pendant*



T079C5Wd...color1
A+,A

T079C5Wh...color1
A+,A,B,C,D

LED
230V
Eingebaut *built - in*
AR111
G53
Aluminium



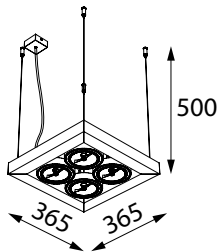
Pendelleuchte *pendant*



T079C6Wd...color1
A+,A

T079C6Wh...color1
A+,A,B,C,D

LED
230V
Eingebaut *built - in*
AR111
G53
Aluminium



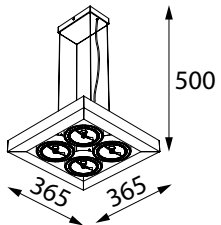
Pendelleuchte *pendant*



T079D6Wd...color1
A+,A

T079D6Wh...color1
A+,A,B,C,D

LED
230V
Eingebaut *built - in*
AR111
G53
Aluminium



Pendelleuchte *pendant*



max 20W LED /DC/12V
Energieklasse *energy class*



max 20W LED /AC/12V
Energieklasse *energy class*

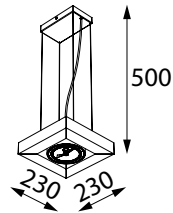


Leuchtmittel *light source*
Spannung *power supply*
LED - Module *led driver*
Typ *type*
Fassung *lampholder*
Material *materials*

T079D1Wd...color1
A+,A

T079D1Wh...color1
A+,A,B,C,D

LED
230V
Eingebaut *built - in*
AR111
G53
Aluminium



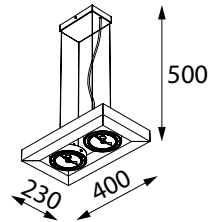
Pendelleuchte *pendant*



T079D2Wd...color1
A+,A

T079D2Wh...color1
A+,A,B,C,D

LED
230V
Eingebaut *built - in*
AR111
G53
Aluminium



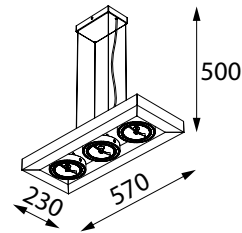
Pendelleuchte *pendant*



T079D3Wd...color1
A+,A

T079D3Wh...color1
A+,A,B,C,D

LED
230V
Eingebaut *built - in*
AR111
G53
Aluminium



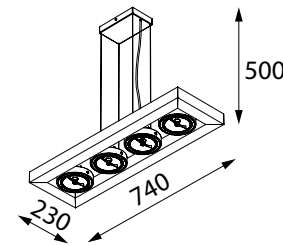
Pendelleuchte *pendant*



T079D4Wd...color1
A+,A

T079D4Wh...color1
A+,A,B,C,D

LED
230V
Eingebaut *built - in*
AR111
G53
Aluminium



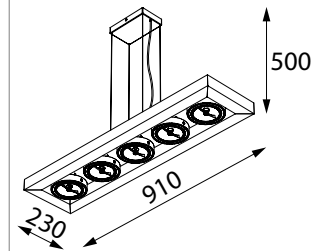
Pendelleuchte *pendant*



T079D5Wd...color1
A+,A

T079D5Wh...color1
A+,A,B,C,D

LED
230V
Eingebaut *built - in*
AR111
G53
Aluminium



Wandleuchte *wall*



max 20W LED /DC/12V
Energieklasse *energy class*



max 20W LED /AC/12V
Energieklasse *energy class*



Leuchtmittel *light source*
Spannung *power supply*
LED - Module *led driver*
Typ *type*
Fassung *lampholder*
Material *materials*

T079A1Kd...color1
A+,A

T079A1Kh...color1
A+,A,B,C,D

LED
230V
Eingebaut *built - in*
AR111
G53
Aluminium



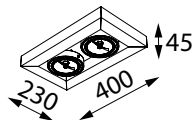
Wandleuchte *wall*



T079A2Kd...color1
A+,A

T079A2Kh...color1
A+,A,B,C,D

LED
230V
Eingebaut *built - in*
AR111
G53
Aluminium



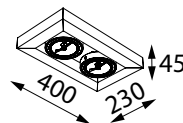
Wandleuchte *wall*



T079A3Kd...color1
A+,A

T079A3Kh...color1
A+,A,B,C,D

LED
230V
Eingebaut *built - in*
AR111
G53
Aluminium



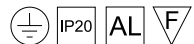
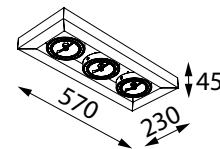
Wandleuchte *wall*



T079A4Kd...color1
A+,A

T079A4Kh...color1
A+,A,B,C,D

LED
230V
Eingebaut *built - in*
AR111
G53
Aluminium





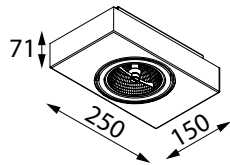
Deckenleuchte *ceiling*



T137A1Sd...color1
A+,A

T137A1Sh...color1
A+,A,B,C,D

LED
230V
Eingebaut *built - in*
AR111
G53
Stahl, *steel*



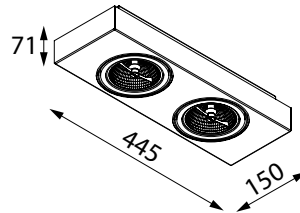
Deckenleuchte *ceiling*



T137A2Sd...color1
A+,A

T137A2Sh...color1
A+,A,B,C,D

LED
230V
Eingebaut *built - in*
AR111
G53
Stahl, *steel*



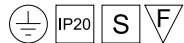
max 20W LED /DC/12V
Energieklasse *energy class*



max 20W LED /AC/12V
Energieklasse *energy class*



Leuchtmittel *light source*
Spannung *power supply*
LED - Module *led driver*
Typ *type*
Fassung *lampholder*
Material *materials*





Deckenleuchte *ceiling*



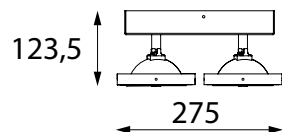
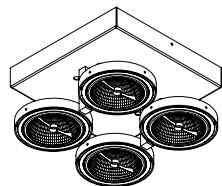
LED
Energieklasse *energy class*

T149/N4/Sh/color1
A++,A+,A,B,C,D,E



Leuchtenmittel *light source*
Netzteil *power supply*
LED - Module *led driver*
Typ *type*
Lampholder
Materialien *materials*

LED
230V
Eingebaut *built - in*
AR111
G53
Aluminium





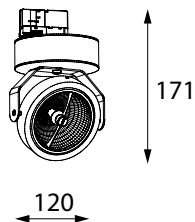
Strahler *track*



T024A1Td...color1
A+,A

T024A1Th...color1
A+,A,B,C,D

LED
230V
Eingebaut *built - in*
AR111
G53
Aluminium



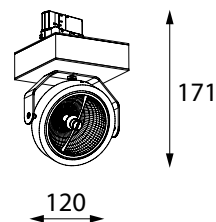
Strahler *track*



T024B1Td...color1
A+,A

T024B1Th...color1
A+,A,B,C,D

LED
230V
Eingebaut *built - in*
AR111
G53
Aluminium



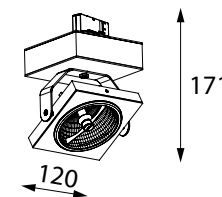
Strahler *track*



T024B3Td...color1
A+,A

T024B3Th...color1
A+,A,B,C,D

LED
230V
Eingebaut *built - in*
AR111
G53
Aluminium



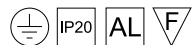
max 20W LED /DC/12V
Energieklasse *energy class*



max 20W LED /AC/12V
Energieklasse *energy class*



Leuchtmittel *light source*
Spannung *power supply*
LED - Module *led driver*
Typ *type*
Fassung *lampholder*
Material *materials*





Deckenleuchte *ceiling*



T024C1Sd...color1
A+,A

max 20W LED /DC/12V
Energieklasse *energy class*

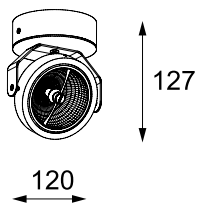


max 20W LED /AC/12V
Energieklasse *energy class*



Leuchtmittel *light source*
Spannung *power supply*
LED - Module *led driver*
Typ *type*
Fassung *lampholder*
Material *materials*

LED
230V
Eingebaut *built - in*
AR111
G53
Aluminium



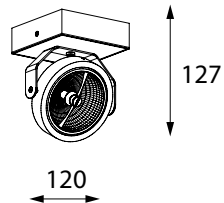
Deckenleuchte *ceiling*



T024D1Sd...color1
A+,A

T024D1Sh...color1
A+,A,B,C,D

LED
230V
Eingebaut *built - in*
AR111
G53
Aluminium



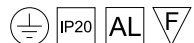
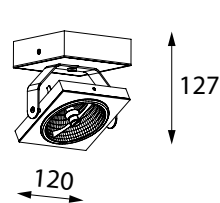
Deckenleuchte *ceiling*



T024D3Sd...color1
A+,A

T024D3Sh...color1
A+,A,B,C,D

LED
230V
Eingebaut *built - in*
AR111
G53
Aluminium



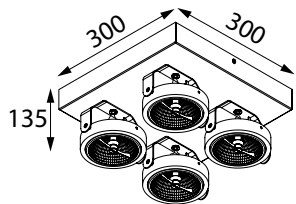
Deckenleuchte *ceiling*



T024T1Sd...color1
A+,A

T024T1Sh...color1
A+,A,B,C,D

LED
230V
Eingebaut *built - in*
AR111
G53
Stahl, *steel*





Einbauleuchte *recessed*




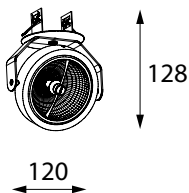
T024K1Ah...color1
A+,A,B,C,D

max 20W LED /12V
Energieklasse *energy class*



Leuchtmittel *light source*
Spannung *power supply*
Typ *type*
Fassung *lampholder*
Material *materials*

LED
230V
AR111
G53
Aluminium


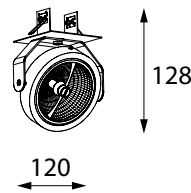


Einbauleuchte *recessed*



T024M1Ah...color1
A+,A,B,C,D

LED
230V
AR111
G53
Aluminium


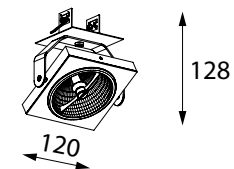


Einbauleuchte *recessed*



T024M3Ah...color1
A+,A,B,C,D

LED
230V
AR111
G53
Aluminium



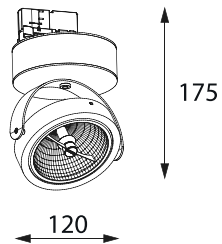
Strahler *track*



T026A1Td...color1
A+,A

T026A1Th...color1
A+,A,B,C,D

LED
230V
Eingebaut *built - in*
AR111
G53
Aluminium



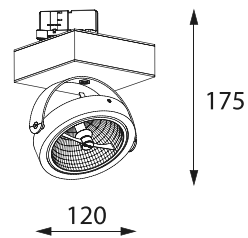
Strahler *track*



T026B1Td...color1
A+,A

T026B1Th...color1
A+,A,B,C,D

LED
230V
Eingebaut *built - in*
AR111
G53
Aluminium



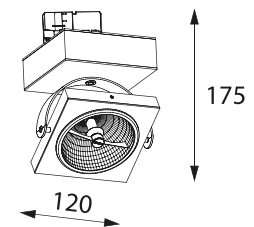
Strahler *track*



T026B3Td...color1
A+,A

T026B3Th...color1
A+,A,B,C,D

LED
230V
Eingebaut *built - in*
AR111
G53
Aluminium



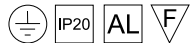
max 20W LED /DC/12V
Energieklasse *energy class*



max 20W LED /AC/12V
Energieklasse *energy class*



Leuchtmittel *light source*
Spannung *power supply*
LED - Module *led driver*
Typ *type*
Fassung *lampholder*
Material *materials*





Deckenleuchte *ceiling*



T026C1Sd...color1
A+,A

max 20W LED /DC/12V
Energieklasse *energy class*

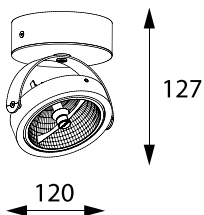


max 20W LED /AC/12V
Energieklasse *energy class*



Leuchtmittel *light source*
Spannung *power supply*
LED - Module *led driver*
Typ *type*
Fassung *lampholder*
Material *materials*

LED
230V
Eingebaut *built - in*
AR111
G53
Aluminium



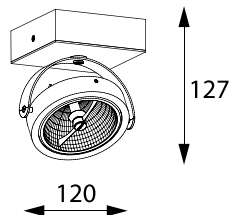
Deckenleuchte *ceiling*



T026D1Sd...color1
A+,A

T026D1Sh...color1
A+,A,B,C,D

LED
230V
Eingebaut *built - in*
AR111
G53
Aluminium



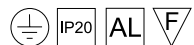
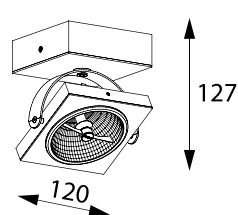
Deckenleuchte *ceiling*



T026D3Sd...color1
A+,A

T026D3Sh...color1
A+,A,B,C,D

LED
230V
Eingebaut *built - in*
AR111
G53
Aluminium



Einbauleuchte *recessed*




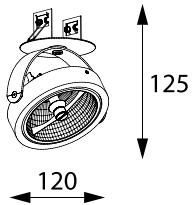
T026K1Ahd...color1
A+,A,B,C,D

max 20W LED /12V
Energieklasse *energy class*



Leuchtmittel *light source*
Spannung *power supply*
Typ *type*
Fassung *lampholder*
Material *materials*

LED
230V
AR111
G53
Aluminium


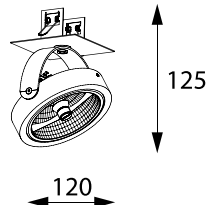


Einbauleuchte *recessed*



T026M1Ahd...color1
A+,A,B,C,D

LED
230V
AR111
G53
Aluminium

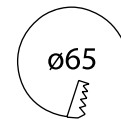
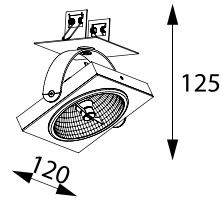


Einbauleuchte *recessed*



T026M3Ahd...color1
A+,A,B,C,D

LED
230VW
AR111
G53
Aluminium



Deckenleuchte *ceiling*



max 20W LED /DC/12V
Energieklasse *energy class*



max 20W LED /AC/12V
Energieklasse *energy class*

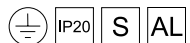
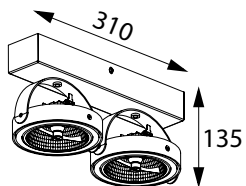


Leuchtmittel *light source*
Spannung *power supply*
LED - Module *led driver*
Typ *type*
Fassung *lampholder*
Material
materials

T026W2Sd...color1
A+,A

T026W2Sh...color1
A+,A,B,C,D

LED
230V
Eingebaut *built - in*
AR111
G53
Aluminium, Stahl
aluminium, steel



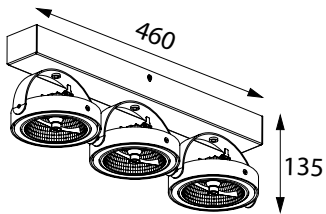
Deckenleuchte *ceiling*



T026W3Sd...color1
A+,A

T026W3Sh...color1
A+,A,B,C,D

LED
230V
Eingebaut *built - in*
AR111
G53
Aluminium, Stahl
aluminium, steel



Deckenleuchte *ceiling*



max 20W LED /12V
Energieklasse *energy class*



max 20W LED /AC/12V
Energieklasse *energy class*

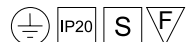
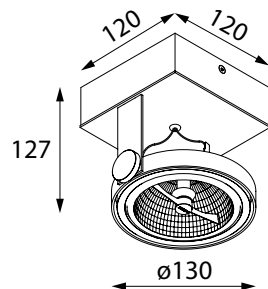


Leuchtmittel *light source*
Spannung *power supply*
LED - Module *led driver*
Typ *type*
Fassung *lampholder*
Material *materials*

T134B1Sd...color1
A+,A

T134B1Sh...color1
A+,A,B,C,D

LED
230V
Eingebaut *built - in*
AR111
G53
Stahl, *steel*



Einbauleuchte *recessed*



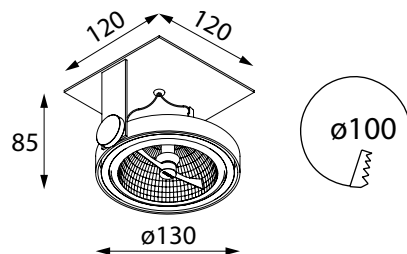
max 20W LED /12V
Energieklasse *energy class*

T134A1Ahd...color1
A+,A,B,C,D



Leuchtmittel *light source*
Spannung *power supply*
Typ *type*
Fassung *lampholder*
Material *materials*

LED
230V
AR111
G53
Stahl, *steel*



Wandleuchte wall



T008C2Kd...color1
A+,A

max 20W LED /DC/12V
Energieklasse *energy class*

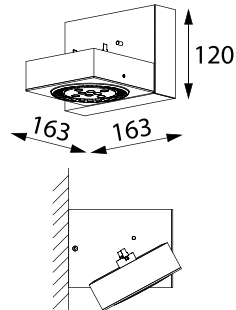


max 20W LED /AC/12V
Energieklasse *energy class*



Leuchtmittel *light source*
Spannung *power supply*
LED - Module *led driver*
Typ *type*
Fassung *lampholder*
Material *materials*

LED
230V
Eingebaut *built - in*
AR111
G53
Aluminium



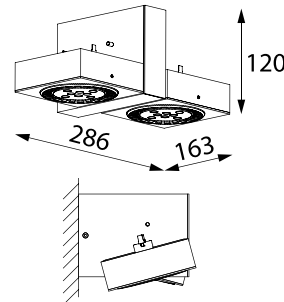
Wandleuchte wall



T008C3Kd...color1
A+,A

T008C3Kh...color1
A+,A,B,C,D

LED
230V
Eingebaut *built - in*
AR111
G53
Aluminium



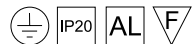
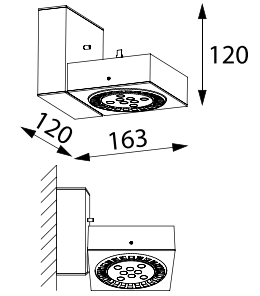
Wandleuchte wall



T008C1Kd...color1
A+,A

T008C1Kh...color1
A+,A,B,C,D

LED
230V
Eingebaut *built - in*
AR111
G53
Aluminium





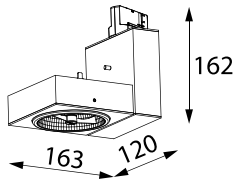
Strahler track



T008A1Td...color1
A+,A

T008A1Th...color1
A+,A,B,C,D

LED
230V
Eingebaut *built - in*
AR111
G53
Aluminium



Strahler *track*



T008A2Td...color1
A+,A

max 20W LED /DC/12V
Energieklasse *energy class*



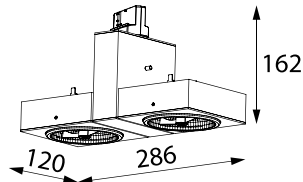
max 20W LED /AC/12V
Energieklasse *energy class*



Leuchtmittel *light source*
Spannung *power supply*
LED - Module *led driver*
Typ *type*
Fassung *lampholder*
Material *materials*

T008A2Th...color1
A+,A,B,C,D

LED
230V
Eingebaut *built - in*
AR111
G53
Aluminium



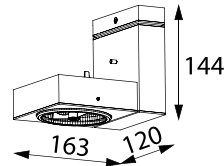
Deckenleuchte *ceiling*



T008D1Sd...color1
A+,A

T008D1Sh...color1
A+,A,B,C,D

LED
230V
Eingebaut *built - in*
AR111
G53
Aluminium



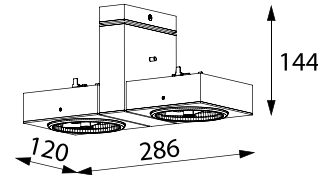
Deckenleuchte *ceiling*



T008D2Sd...color1
A+,A

T008D2Sh...color1
A+,A,B,C,D

LED
230V
Eingebaut *built - in*
AR111
G53
Aluminium



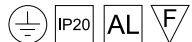
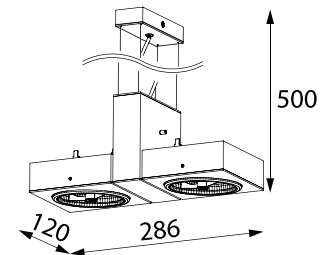
Pendelleuchte *pendant*



T008B1Wd...color1
A+,A

T008B1Wh...color1
A+,A,B,C,D

LED
230V
Eingebaut *built - in*
AR111
G53
Aluminium



Deckenleuchte *ceiling*



LED **10W**, 865lm, 3000K
Energieklasse *energy class*

T117/013/Sd/color1/Abstrahlwinkel *degrees*/930
A++

LED **10W**, 915lm, 4000K
Energieklasse *energy class*

T117/013/Sd/color1/Abstrahlwinkel *degrees*/940
A++

LED **15W**, 1320lm, 3000K
Energieklasse *energy class*

T117/014/Sd/color1/Abstrahlwinkel *degrees*/930
A++

LED **15W**, 1400lm, 4000K
Energieklasse *energy class*

T117/014/Sd/color1/Abstrahlwinkel *degrees*/940
A++

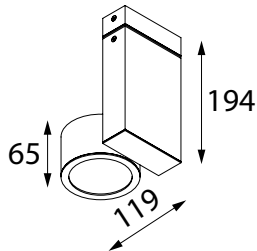


Leuchtenmittel *light source*
Farbtemperatur *color temperature*
Netzteil *power supply*
Material *materials*

LED Modul *LED module*
3000K, 4000K
230V
Aluminium

Winkellicht *degrees*:

15° / 24° / 42°



Strahler *track*



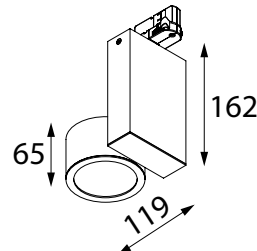
T117/013/Td/color1/Abstrahlwinkel *degrees*/930
A++

T117/013/Td/color1/Abstrahlwinkel *degrees*/940
A++

T117/014/Td/color1/Abstrahlwinkel *degrees*/930
A++

T117/014/Td/color1/Abstrahlwinkel *degrees*/940
A++

LED Modul *LED module*
3000K, 4000K
230V
Aluminium





Deckenleuchte *ceiling*



LED 40W, 3460lm, 3000K
Energieklasse *energy class*

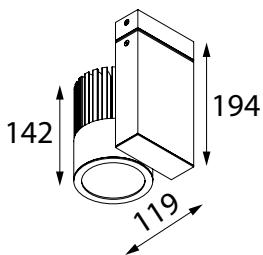
LED 40W, 3680lm, 4000K
Energieklasse *energy class*



Leuchtmittel *light source*
Farbtemperatur *color temperature*
Spannung *power supply*
Material *materials*

Abstrahlwinkel *degrees*:

15° / 24° / 42°



Strahler *track*



T117/017/Sd/color1/Abstrahlwinkel *degrees*/930
A++

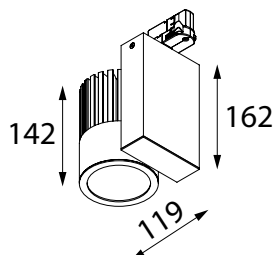
T117/017/Sd/color1/Abstrahlwinkel *degrees*/940
A++

LED Modul *LED module*
3000K, 4000K
230V
Aluminium

T117/017/Td/color1/Abstrahlwinkel *degrees*/930
A++

T117/017/Td/color1/Abstrahlwinkel *degrees*/940
A++

LED Modul *LED module*
3000K, 4000K
230V
Aluminium



Salon King Size
Ostrów Wielkopolski

Deckenleuchte *ceiling*



LED **20W**, 1700lm, 3000K
Energieklasse *energy class*

LED **20W**, 1800lm, 4000K
Energieklasse *energy class*

LED **30W**, 2670lm, 3000K
Energieklasse *energy class*

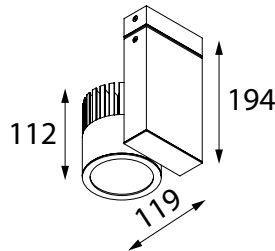
LED **30W**, 2835lm, 4000K
Energieklasse *energy class*



Leuchtmittel *light source*
Farbtemperatur *color temperature*
Spannung *power supply*
Material *materials*

Abstrahlwinkel *degrees*:

15° / 24° / 42°



LED Modul *LED module*
3000K, 4000K
230V
Aluminium



Strahler *track*



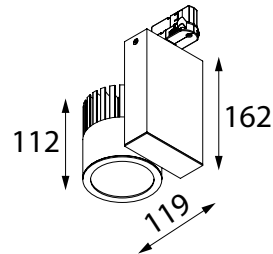
T117/015/Sd/color1/Abstrahlwinkel *degrees*/930
A++

T117/015/Sd/color1/Abstrahlwinkel *degrees*/940
A++

T117/016/Sd/color1/Abstrahlwinkel *degrees*/930
A++

T117/016/Sd/color1/Abstrahlwinkel *degrees*/940
A++

LED Modul *LED module*
3000K, 4000K
230V
Aluminium



Premium White, 36W, 3000lm, 3000K
Energieklasse *energy class*

Premium White, 36W, 3000lm, 3000K
Energieklasse *energy class*

Premium White, 36W, 3000lm, 4000K
Energieklasse *energy class*

Premium White, 50W, 4500lm, 3000K
Energieklasse *energy class*

Premium White, 50W, 4500lm, 3000K
Energieklasse *energy class*

Premium White, 50W, 4500lm, 4000K
Energieklasse *energy class*

Crisp White, 36W, 3000lm, 3000K
Energieklasse *energy class*

Crisp White, 50W, 4500lm, 3000K
Energieklasse *energy class*

Food Premium Red, 50W, 3000lm, 3000K
Energieklasse *energy class*

Food Warm White, 50W, 3000lm, 2500K
Energieklasse *energy class*

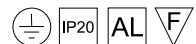


Leuchtmittel *light source*
Farbtemperatur *color temperature*
Spannung *power supply*
LED - Module *led driver*
Material *materials*

* LED Philips

Abstrahlwinkel *degrees*:

15° / 24° / 42°



Deckenleuchte *ceiling*

T117/002/SdPW/color1/Abstrahlwinkel *degrees*/830
A++

T117/002/SdPW/color1/Abstrahlwinkel *degrees*/930
A++

T117/002/SdPW/color1/Abstrahlwinkel *degrees*/940
A++

T117/003/SdPW/color1/Abstrahlwinkel *degrees*/830
A++

T117/003/SdPW/color1/Abstrahlwinkel *degrees*/930
A++

T117/003/SdPW/color1/Abstrahlwinkel *degrees*/940
A++

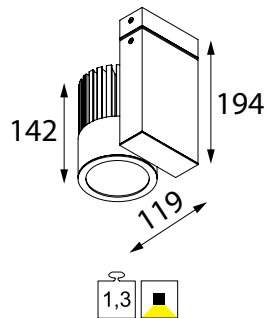
T117/002/SdCW/color1/Abstrahlwinkel *degrees*/930
A++

T117/003/SdCW/color1/Abstrahlwinkel *degrees*/930
A++

T117/002/SdFPR/color1/Abstrahlwinkel *degrees*/930
A++

T117/002/SdFWW/color1/Abstrahlwinkel *degrees*/925
A++

LED* Modul *LED* module*
2500K, 3000K, 4000K
230V
Eingebaut *built - in*
Aluminium



Strahler *track*

T117/002/TdPW/color1/Abstrahlwinkel *degrees*/830
A++

T117/002/TdPW/color1/Abstrahlwinkel *degrees*/930
A++

T117/002/TdPW/color1/Abstrahlwinkel *degrees*/940
A++

T117/003/TdPW/color1/Abstrahlwinkel *degrees*/830
A++

T117/003/TdPW/color1/Abstrahlwinkel *degrees*/930
A++

T117/003/TdPW/color1/Abstrahlwinkel *degrees*/940
A++

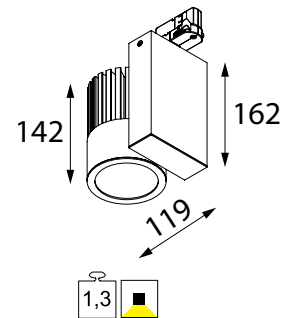
T117/002/TdCW/color1/Abstrahlwinkel *degrees*/930
A++

T117/003/TdCW/color1/Abstrahlwinkel *degrees*/930
A++

T117/002/TdFPR/color1/Abstrahlwinkel *degrees*/930
A++

T117/002/TdFWW/color1/Abstrahlwinkel *degrees*/925
A++

LED* Modul *LED* module*
2500K, 3000K, 4000K
230V
Eingebaut *built - in*
Aluminium



Strahler track



LED 40W, 3460lm, 3000K
Energieklasse *energy class*

T117/023/Td/color1/Abstrahlwinkel *degrees*/930
A++

LED 40W, 3680lm, 4000K
Energieklasse *energy class*

T117/023/Td/color1/Abstrahlwinkel *degrees*/940
A++

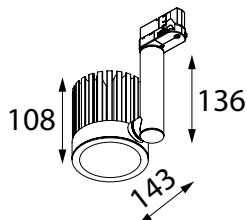


Leuchtmittel *light source*
Farbtemperatur *color temperature*
Spannung *power supply*
Material *materials*

LED Modul *LED module*
3000K, 4000K
230V
Aluminium

Abstrahlwinkel *degrees*:

40° / 60° / 105°



Strahler track



LED 20W, 1700lm, 3000K
Energieklasse *energy class*

T117/021/Td/color1/Abstrahlwinkel *degrees*/930
A++

LED 20W, 1800lm, 4000K
Energieklasse *energy class*

T117/021/Td/color1/Abstrahlwinkel *degrees*/940
A++

LED 30W, 2670lm, 3000K
Energieklasse *energy class*

T117/022/Td/color1/Abstrahlwinkel *degrees*/930
A++

LED 30W, 2835lm, 4000K
Energieklasse *energy class*

T117/022/Td/color1/Abstrahlwinkel *degrees*/940
A++

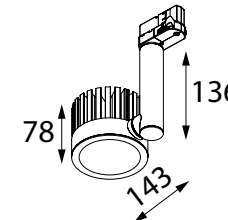


Leuchtmittel *light source*
Farbtemperatur *color temperature*
Spannung *power supply*
Material *materials*

LED Modul *LED module*
3000K, 4000K
230V
Aluminium

Abstrahlwinkel *degrees*:

40° / 60° / 105°



Strahler *track*



LED **10W**, 865lm, 3000K
Energieklasse *energy class*

T117/019/Td/color1/Abstrahlwinkel *degrees*930
A++

LED **10W**, 915lm, 4000K
Energieklasse *energy class*

T117/019/Td/color1/Abstrahlwinkel *degrees*940
A++

LED **15W**, 1320lm, 3000K
Energieklasse *energy class*

T117/020/Td/color1/Abstrahlwinkel *degrees*930
A++

LED **15W**, 1400lm, 4000K
Energieklasse *energy class*

T117/020/Td/color1/Abstrahlwinkel *degrees*940
A++

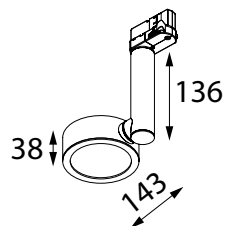


Leuchtmittel *light source*
Farbtemperatur *color temperature*
Spannung *power supply*
Material *materials*

LED Modul *LED module*
3000K, 4000K
230V
Aluminium

Abstrahlwinkel *degrees*:

40° / 60° / 105°



Wandleuchte *wall*



Wandleuchte *wall*



max 20W LED /DC/12V
Energieklasse *energy class*



max 20W LED /AC/12V
Energieklasse *energy class*



Leuchtmittel *light source*
Spannung *power supply*
LED - Module *led driver*
Typ *type*
Fassung *lampholder*
Material *materials*

T023A1Kd...color1
A+,A

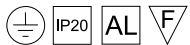
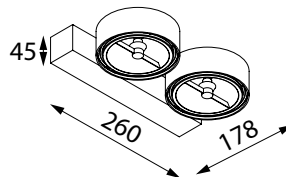
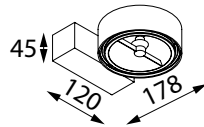
T023A2Kd...color1
A+,A


T023A1Kh...color1
A+,A,B,C,D

T023A2Kh...color1
A+,A,B,C,D

LED
230V
Eingebaut *built - in*
AR111
G53
Aluminium

LED
230V
Eingebaut *built - in*
AR111
G53
Aluminium





Direct Floor
Wrocław



Direct Floor
Wrocław

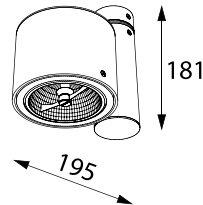
Deckenleuchte *ceiling*



T001R1Sd...color1
A+,A

T001R1Sh...color1
A+,A,B,C,D

LED
230V
Eingebaut *built - in*
AR111
G53
Aluminium



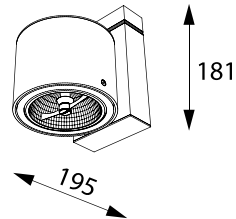
Deckenleuchte *ceiling*



T001T1Sd...color1
A+,A

T001T1Sh...color1
A+,A,B,C,D

LED
230V
Eingebaut *built - in*
AR111
G53
Aluminium



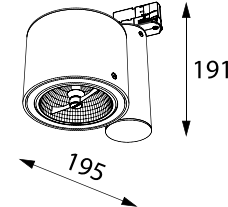
Strahler *track*



T001R2Td...color1
A+,A

T001R2Th...color1
A+,A,B,C,D

LED
230V
Eingebaut *built - in*
AR111
G53
Aluminium



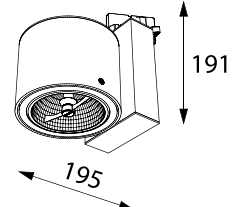
Strahler *track*



T001T2Td...color1
A+,A

T001T2Th...color1
A+,A,B,C,D

LED
230V
Eingebaut *built - in*
AR111
G53
Aluminium



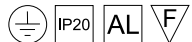
max 20W LED /DC/12V
Energieklasse *energy class*



max 20W LED /AC/12V
Energieklasse *energy class*



Leuchtmittel *light source*
Spannung *power supply*
LED - Module *led driver*
Typ *type*
Fassung *lampholder*
Material *materials*





Golden Square
Poznań

Wandleuchte *wall*



max 20W LED /DC/12V
Energieklasse *energy class*



max 20W LED /AC/12V
Energieklasse *energy class*

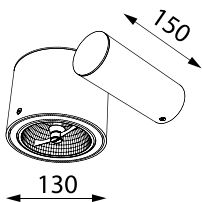


Leuchtmittel *light source*
Spannung *power supply*
LED - Module *led driver*
Typ *type*
Fassung *lampholder*
Material *materials*

T001R3Kd...color1
A+,A

T001R3Kh...color1
A+,A,B,C,D

LED
230V
Eingebaut *built - in*
AR111
G53
Aluminium



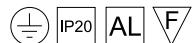
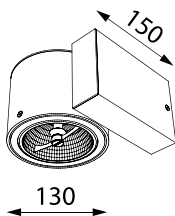
Wandleuchte *wall*



T001T3Kd...color1
A+,A

T001T3Kh...color1
A+,A,B,C,D

LED
230V
Eingebaut *built - in*
AR111
G53
Aluminium



Direct Floor
Wrocław



Museum of Architecture
Wrocław



Museum of Architecture
Wrocław



Einbauleuchte *recessed*



T003C2Ahd...color1
A+,A,B,C

LED
Energieklasse *energy class*



Spannung *power supply*
Typ *type*
Fassung *lampholder*
Material *materials*

12V
MR16
GU5,3
Aluminium

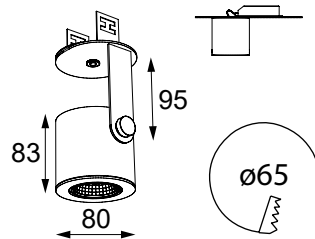
LED
Energieklasse *energy class*



Spannung *power supply*
Typ *type*
Fassung *lampholder*
Material *materials*

T003C2Ahd2...color1
A++,A+,A,B,C,D,E

230V
MR16
GU10
Aluminium



Einbauleuchte *recessed*

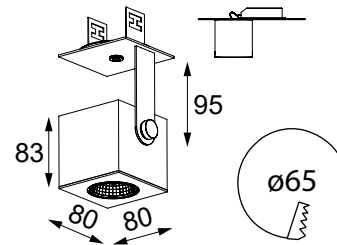


T003L2Ahd...color1
A+,A,B,C

12V
MR16
GU5,3
Aluminium

T003L2Ahd2...color1
A++,A+,A,B,C,D,E

230V
MR16
GU10
Aluminium



Strahler *track*



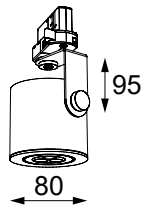
T003N1Thd...color1
A++,A+,A,B,C,D,E

LED
Energieklasse *energy class*



Leuchtmittel *light source*
Spannung *power supply*
Typ *type*
Fassung *lampholder*
Material *materials*

LED
230V
MR16
GU10
Aluminium

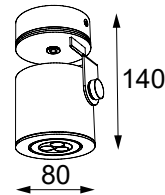


Deckenleuchte *ceiling*



T003N3Shd...color1
A++,A+,A,B,C,D,E

LED
230V
MR16
GU10
Aluminium

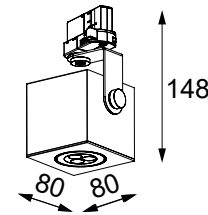


Strahler *track*



T003Z1Thd...color1
A++,A+,A,B,C,D,E

LED
230V
MR16
GU10
Aluminium

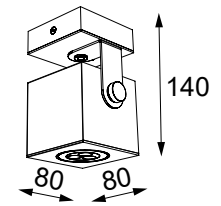


Deckenleuchte *ceiling*



T003Z3Shd...color1
A++,A+,A,B,C,D,E

LED
230V
MR16
GU10
Aluminium







marina suchorska
interior design

Deckenleuchte *ceiling*



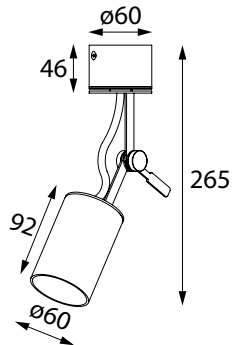
T091A1Shd...color1
A++,A+,A,B,C,D,E

LED
Energieklasse *energy class*



Leuchtmittel *light source*
Spannung *power supply*
Typ *type*
Fassung *lampholder*
Material *materials*

LED
230V
MR16
GU10
Aluminium

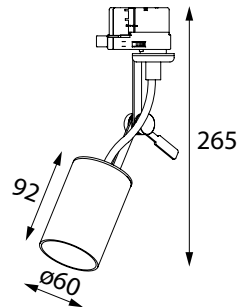


Strahler *track*



T091A1Thd...color1
A++,A+,A,B,C,D,E

LED
230V
MR16
GU10
Aluminium



Deckenleuchte *ceiling*



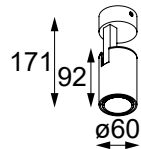
LED
Energieklasse *energy class*



Leuchtmittel *light source*
Spannung *power supply*
Typ *type*
Fassung *lampholder*
Material *materials*

T085K1Sh...color1
A++,A+,A,B,C,D,E

LED
230V
MR16
GU10
Aluminium

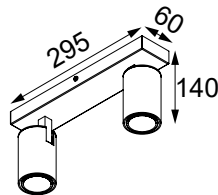


Deckenleuchte *ceiling*



T085K2Sh...color1
A++,A+,A,B,C,D,E

LED
230V
MR16
GU10
Aluminium

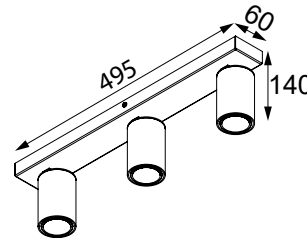


Deckenleuchte *ceiling*



T085K3Sh...color1
A++,A+,A,B,C,D,E

LED
230V
MR16
GU10
Aluminium

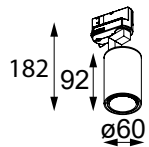


Strahler *track*



T085L1Th...color1
A++,A+,A,B,C,D,E

LED
230V
MR16
GU10
Aluminium



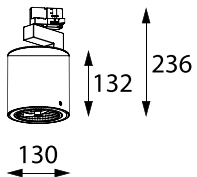
Strahler *track*



T085A2Td...color1
A+,A

T085A1Th...color1
A+,A,B,C,D

LED
230V
Eingebaut *built - in*
AR111
G53
Aluminium




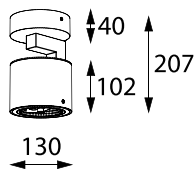
Deckenleuchte *ceiling*



T085T2Sd...color1
A+,A

T085T1Sh...color1
A+,A,B,C,D

LED
230V
Eingebaut *built - in*
AR111
G53
Aluminium



Semafor restaurant
Wrocław

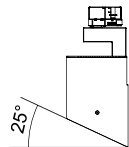
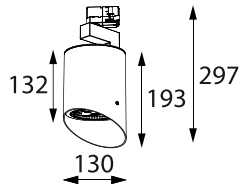
Strahler *track*



T085A4Td...color1
A+,A

T085A3Th...color1
A+,A,B,C,D

LED
230V
Eingebaut *built - in*
AR111
G53
Aluminium



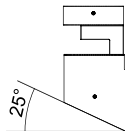
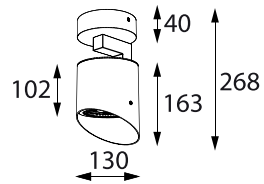
Deckenleuchte *ceiling*



T085B4Sd...color1
A+,A

T085B3Sh...color1
A+,A,B,C,D

LED
230V
Eingebaut *built - in*
AR111
G53
Aluminium



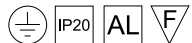
max 20W LED /DC/12V
Energieklasse *energy class*



max 20W LED /AC/12V
Energieklasse *energy class*



Leuchtmittel *light source*
Spannung *power supply*
LED - Module *led driver*
Typ *type*
Fassung *lampholder*
Material *materials*



Deckenleuchte *ceiling*

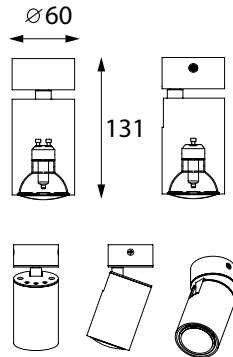


T085K6Sh...color1
A++,A+,A,B,C,D,E

LED
Energieklasse *energy class*



Leuchtenmittel *light source*
Netzteil *power supply*
Typ *type*
Lampholder
Material *materials*



Deckenleuchte *ceiling*



T085K41Sh...color1
A++,A+,A,B,C,D,E

LED
Energieklasse *energy class*



LED
Energieklasse *energy class*



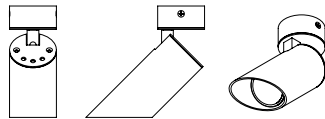
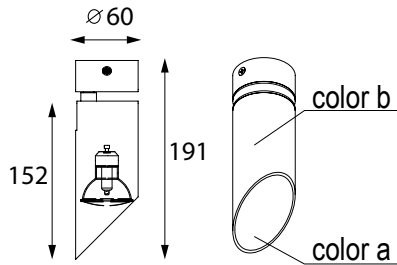
Leuchtenmittel *light source*
Netzteil *power supply*
Typ *type*
Lampholder
Material *materials*

T085K42Sh...color a/ color b
A++,A+,A,B,C,D,E

LED
230V
MR16
GU10
Aluminium

COLOR INDEX:
color a:
- color 1 oder *or* color 18

color b:
- color 1



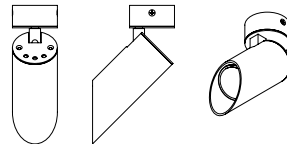
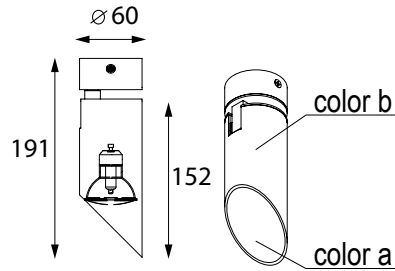
Wandleuchte *wall*



T085K51Kh...color1
A++,A+,A,B,C,D,E

T085K52Kh...color a/ color b
A++,A+,A,B,C,D,E

LED
230V
MR16
GU10
Aluminium





Strahler *track*



max 20W LED /DC/12V
Energieklasse *energy class*



max 20W LED /AC/12V
Energieklasse *energy class*

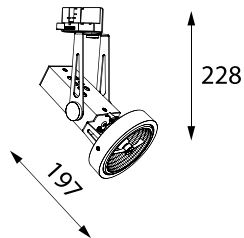


Leuchtmittel *light source*
Spannung *power supply*
LED - Module *led driver*
Typ *type*
Fassung *lampholder*
Material *materials*

T022A1Td...color1
A+,A

T022A1Th...color1
A+,B,C,D

LED
230V
Eingebaut *built - in*
AR111
G53
Aluminium



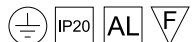
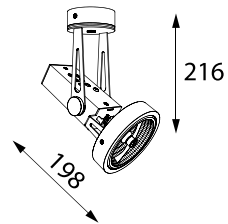
Deckenleuchte *ceiling*



T022A2Sd...color1
A+,A

T022A2Sh...color1
A+,A,B,C,D

LED
230V
Eingebaut *built - in*
AR111
G53
Aluminium





Jaroszewskie Wzgórze
Sieraków



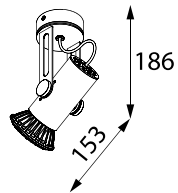
Jaroszewskie Wzgórze
Sieraków

Deckenleuchte *ceiling*



T082R1Sh...color1
A++,A+,A

LED
230V
PAR
E27
Aluminium

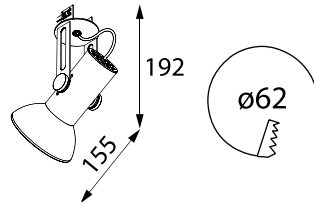


Einbauleuchte *recessed*



T082N1Ah...color1
A++,A+,A

LED
230V
PAR
E27
Aluminium



Strahler track

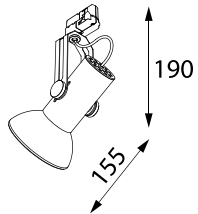


E27 PAR
Energieklasse *energy class*

T082K1Th...color1
A++,A+,A



Leuchtmittel *light source*
Spannung *power supply*
Typ *type*
Fassung *lampholder*
Material *materials*



Einbauleuchte *recessed*



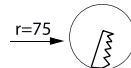
max 20W LED /12V
Energieklasse *energy class*



Leuchtmittel *light source*
Spannung *power supply*
Typ *type*
Fassung *lampholder*
Material *materials*

T071A1Ah...color1
A+,A,B,C,D

LED
230V
AR111
G53
Aluminium

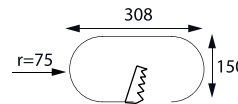
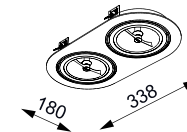


Einbauleuchte *recessed*



T071B1Bh...color1
A+,A,B,C,D

LED
230V
AR111
G53
Aluminium

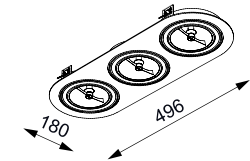


Einbauleuchte *recessed*



T071C1Ch...color1
A+,A,B,C,D

LED
230V
AR111
G53
Aluminium



Einbauleuchte *recessed*



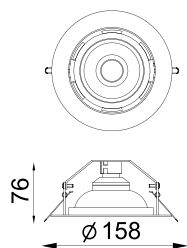
max 20W LED /230 V
Energieklasse *energy class*



Leuchtmittel *light source*
Spannung *power supply*
Typ *type*
Fassung *lampholder*
Material *materials*

T194AF1...color1
A+,A

LED
230V
AR111
GU10
Aluminium

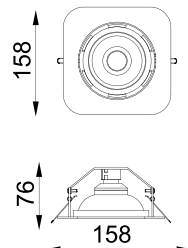


Einbauleuchte *recessed*



T194KF1...color1
A+,A

LED
230V
AR111
GU10
Aluminium

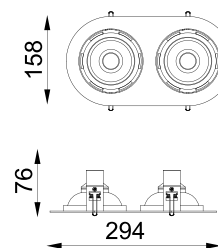


Einbauleuchte *recessed*



T194AF2...color1
A+,A,

LED
230V
AR111
GU10
Aluminium

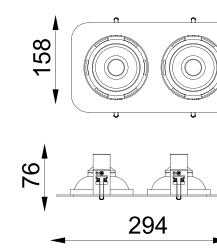


Einbauleuchte *recessed*



T194AF2...color1
A+,A,

LED
230V
AR111
GU10
Aluminium



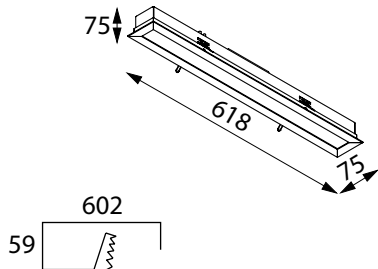
Einbauleuchte *recessed*



T114W1/L6...color1/3000K
A++

T114W1/L6...color1/4000K
A++

LED Modul *LED module*
18W
1746lm
3000K, 4000K
230V
Aluminium, Stahl
aluminium, steel



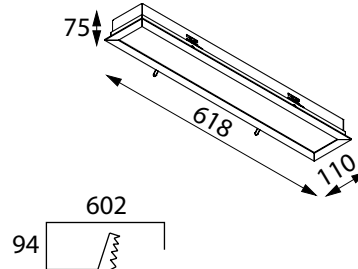
Einbauleuchte *recessed*



T114W2/D1...color1/3000K
A++

T114W2/D1...color1/4000K
A++

LED Modul *LED module*
36W
3492lm
3000K, 4000K
230V
Aluminium, Stahl
aluminium, steel



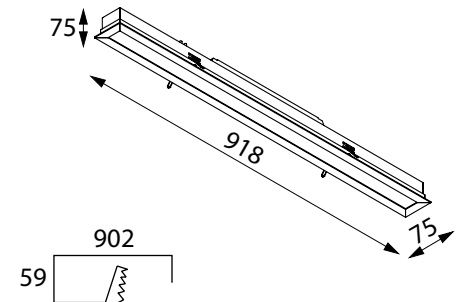
Einbauleuchte *recessed*



T114R1/N6...color1/3000K
A++

T114R1/N6...color1/4000K
A++

LED Modul *LED module*
27W
2619lm
3000K, 4000K
230V
Aluminium, Stahl
aluminium, steel



LED 3000K
Energieklasse *energy class*



LED 4000K
Energieklasse *energy class*



Leuchtmittel *light source*
Leistung *power*
Lichtstrom *Luminous flux*
Farbtemperatur *color temperature*
Spannung *power supply*
Material
materials







Einbauleuchte *recessed*



LED 3000K
Energieklasse *energy class*



LED 4000K
Energieklasse *energy class*

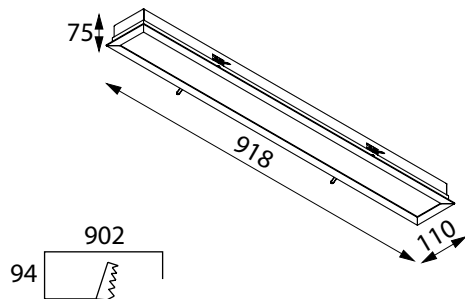


Leuchtmittel *light source*
Leistung *power*
Lichtstrom *Luminous flux*
Farbtemperatur *color temperature*
Spannung *power supply*
Material
materials

T114R2/N3...color1/3000K
A++

T114R2/N3...color1/4000K
A++

LED Modul *LED module*
54W
5238lm
3000K, 4000K
230V
Aluminium, Stahl
aluminium, steel



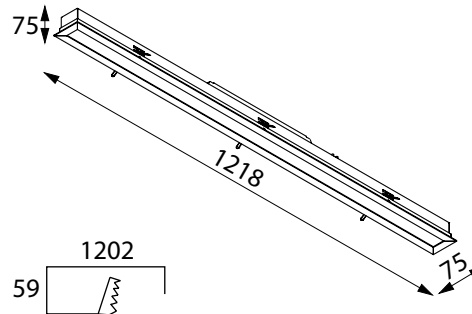
Einbauleuchte *recessed*



T114T1/D1...color1/3000K
A++

T114T1/D1...color1/4000K
A++

LED Modul *LED module*
36W
3492lm
3000K, 4000K
230V
Aluminium, Stahl
aluminium, steel



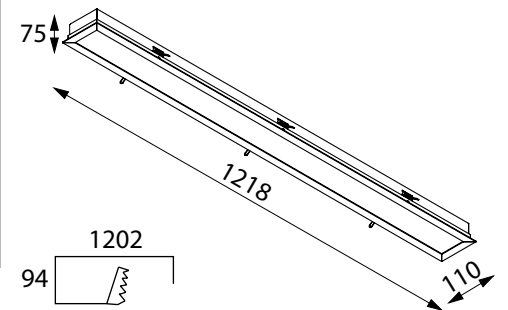
Einbauleuchte *recessed*



T114T2/L8...color1/3000K
A++

T114T2/L8...color1/4000K
A++

LED Modul *LED module*
72W
6984lm
3000K, 4000K
230V
Aluminium, Stahl
aluminium, steel

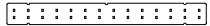




Einbauleuchte *recessed*



LED 3000K
Energieklasse *energy class*



LED 4000K
Energieklasse *energy class*

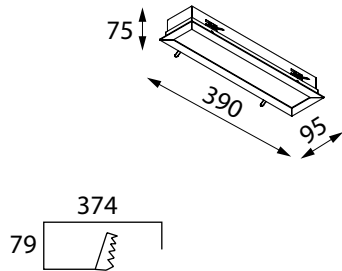


Leuchtmittel *light source*
Leistung *power*
Lichtstrom *lumens*
Farbtemperatur *color temperature*
Spannung *power supply*
Material
materials

T114Y1/L5...color1/3000K
A++

T114Y1/L5...color1/4000K
A++

LED Modul *LED module*
9W
873lm
3000K, 4000K
230V
Aluminium, Stahl
aluminium, steel



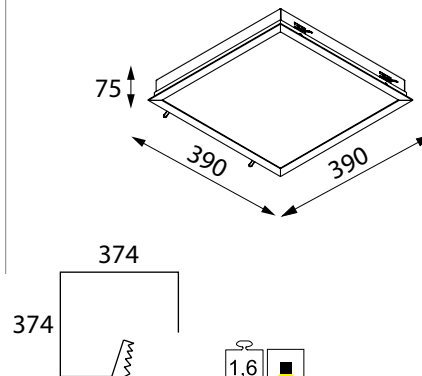
Einbauleuchte *recessed*



T114Y2/L7...color1/3000K
A++

T114Y2/L7...color1/4000K
A++

LED Modul *LED module*
27W
2619lm
3000K, 4000K
230V
Aluminium, Stahl
aluminium, steel



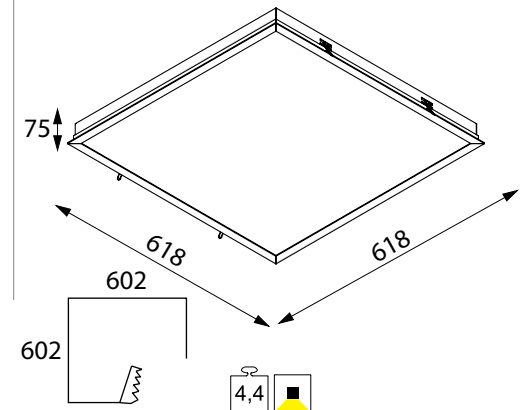
Einbauleuchte *recessed*



T114W3/L8...color1/3000K
A++

T114W3/L8...color1/4000K
A++

LED Modul *LED module*
72W
6984lm
3000K, 4000K
230V
Aluminium, Stahl
aluminium, steel



Einbauleuchte *recessed*



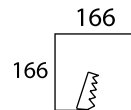
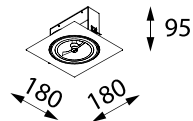
max 20W LED /12V
Energieklasse *energy class*



Leuchtmittel *light source*
Spannung *power supply*
Typ *type*
Fassung *lampholder*
Material *materials*

T018E1Ah...color1
A+,A,B,C,D

LED
230V
AR111
G53
Stahl, *steel*

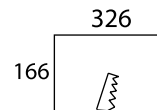
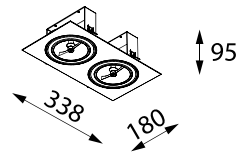


Einbauleuchte *recessed*



T018E2Bh...color1
A+,A,B,C,D

LED
230V
AR111
G53
Stahl, *steel*

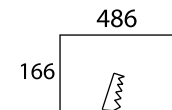
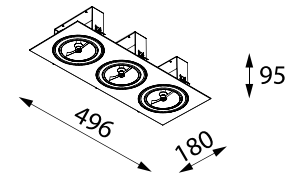


Einbauleuchte *recessed*



T018E3Ch...color1
A+,A,B,C,D

LED
230V
AR111
G53
Stahl, *steel*

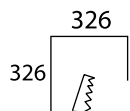
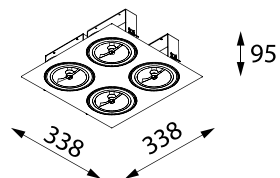


Einbauleuchte *recessed*



T018E4Dh...color1
A+,A,B,C,D

LED
230V
AR111
G53
Stahl, *steel*

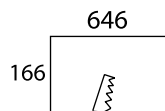
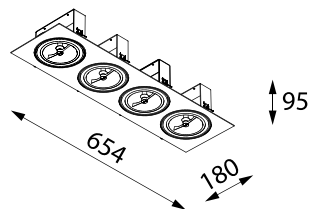


Einbauleuchte *recessed*



T018E5Eh...color1
A+,A,B,C,D

LED
230V
AR111
G53
Stahl, *steel*





Celebrity
Poznań, Stary Browar

Einbauleuchte *recessed*



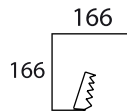
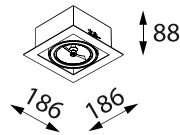
max 20W LED /AC/12V
Energieklasse *energy class*



Leuchtmittel *light source*
Spannung *power supply*
Typ *type*
Fassung *lampholder*
Material *materials*

T018P1Ah...color1
A+,A,B,C,D

LED
230V
AR111
G53
Stahl, *steel*

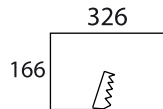
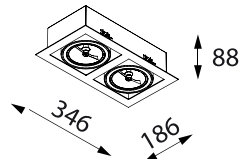


Einbauleuchte *recessed*



T018P2Bd...color1
A+,A

LED
230V
AR111
G53
Stahl, *steel*

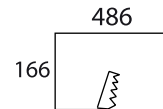
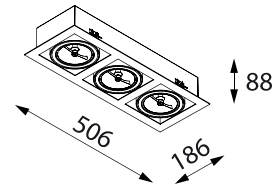


Einbauleuchte *recessed*



T018P3Ch...color1
A+,A,B,C,D

LED
230V
AR111
G53
Stahl, *steel*

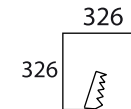
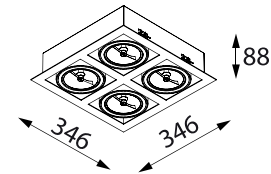


Einbauleuchte *recessed*



T018P4Dh...color1
A+,A,B,C,D

LED
230V
AR111
G53
Stahl, *steel*

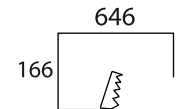
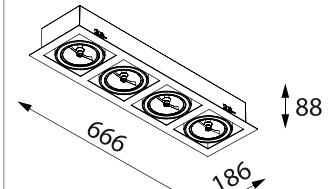


Einbauleuchte *recessed*



T018P5Eh...color1
A+,A,B,C,D

LED
230V
AR111
G53
Stahl, *steel*





Podolany restaurant
Projekt: InDe Projekt
Poznań

Einbauleuchte *recessed*



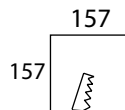

max 20W LED /12V
Energieklasse *energy class*



Leuchtmittel *light source*
Spannung *power supply*
Typ *type*
Fassung *lampholder*
Material *materials*

T018PB1Ah...color1
A+,A,B,C,D

LED
230V
AR111
G53
stal *steel*

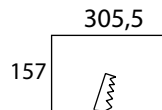
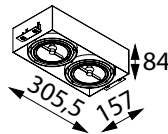


Einbauleuchte *recessed*



T018PB2Bh...color1
A+,A,B,C,D

LED
230V
AR111
G53
stal *steel*

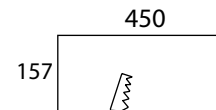
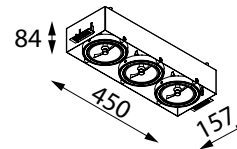


Einbauleuchte *recessed*



T018PB3Ch...color1
A+,A,B,C,D

LED
230V
AR111
G53
stal *steel*

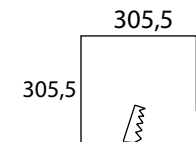
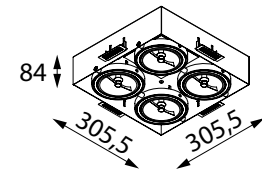


Einbauleuchte *recessed*



T018PB4Dh...color1
A+,A,B,C,D

LED
230V
AR111
G53
stal *steel*



Einbauleuchte *recessed*



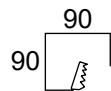
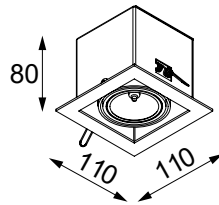
LED
Energieklasse *energy class*



Leuchtmittel *light source*
Spannung *power supply*
Typ *type*
Fassung *lampholder*
Material *materials*

T153R1Ahd...color1
A++,A+,A,B,C,D,E

LED
230V
MR16
GU10
Stahl, *steel*

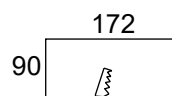
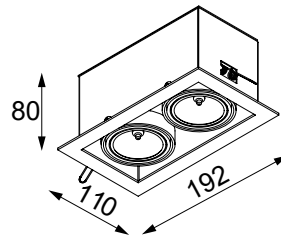


Einbauleuchte *recessed*



T153R2Bhd...color1
A++,A+,A,B,C,D,E

LED
230V
MR16
GU10
Stahl, *steel*





Einbauleuchte *recessed*



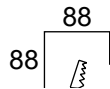
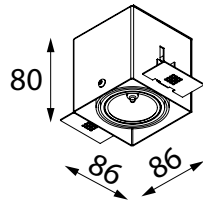
LED
Energieklasse *energy class*



Leuchtmittel *light source*
Spannung *power supply*
Typ *type*
Fassung *lampholder*
Material *materials*

T152B1Ahd...color1
A++,A+,A,B,C,D,E

LED
230V
MR16
GU10
Stahl, *steel*

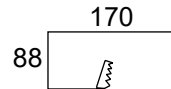
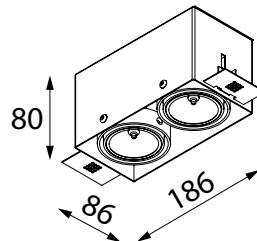


Einbauleuchte *recessed*



T152B2Bhd...color1
A++,A+,A,B,C,D,E

LED
230V
MR16
GU10
Stahl, *steel*







Einbauleuchte *recessed*

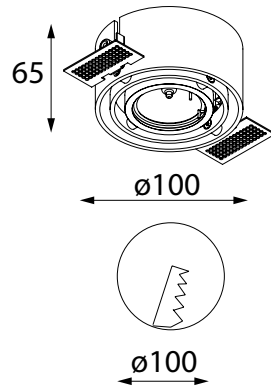


LED
Energieklasse *energy class*

T185A1Ahd...color1
A++,A+,A,B,C,D,E



Leuchtenmittel *light source*
Netzteil *power supply*
Typ *type*
Lampholder
Material *materials*



Einbauleuchte *recessed*

LED **10W**, 865lm, 3000K
Energieklasse *energy class*

T158/013/Sd/color1/Winkellicht *degrees*/930
A++

LED **10W**, 915lm, 4000K
Energieklasse *energy class*

T158/013/Sd/color1/Winkellicht *degrees*/940
A++

LED **15W**, 1320lm, 3000K
Energieklasse *energy class*

T158/014/Sd/color1/Winkellicht *degrees*/930
A++

LED **15W**, 1400lm, 4000K
Energieklasse *energy class*

T158/014/Sd/color1/Winkellicht *degrees*/940
A++

LED **20W**, 1700lm, 3000K
Energieklasse *energy class*

T158/015/Sd/color1/Winkellicht *degrees*/930
A++

LED **20W**, 1800lm, 4000K
Energieklasse *energy class*

T158/015/Sd/color1/Winkellicht *degrees*/940
A++

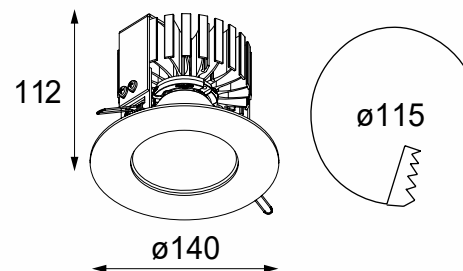


Leuchtenmittel *light source*
Farbtemperatur *color temperature*
Netzteil *power supply*
Material *materials*

Modul LED *LED module*
3000K, 4000K
230V
Aluminium

Winkellicht *degrees*:

15° / 24° / 42°



250



Einbauleuchte *recessed*

LED **30W**, 2670lm, 3000K
Energieklasse *energy class*

T158/016/Sd/color1/Winkellicht *degrees*/930
A++

LED **30W**, 2670lm, 4000K
Energieklasse *energy class*

T158/016/Sd/color1/Winkellicht *degrees*/940
A++

LED **40W**, 3460lm, 3000K
Energieklasse *energy class*

T158/017/Sd/color1/Winkellicht *degrees*/930
A++

LED **40W**, 3460lm, 4000K
Energieklasse *energy class*

T158/017/Sd/color1/Winkellicht *degrees*/940
A++

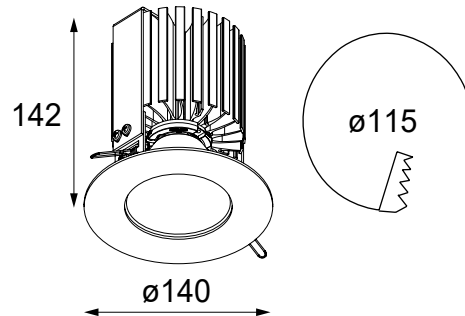


Leuchtenmittel *light source*
Farbtemperatur *color temperature*
Netzteil *power supply*
Material *materials*

Modul LED *LED module*
3000K, 4000K
230V
Aluminium

Winkellicht *degrees*:

15° / 24° / 42°



Einbauleuchte *recessed*

Premium White, 36W, 3000lm, 3000K
Energieklasse *energy class*

T158/002/SdPW/color1/Winkellicht *degrees*/830
A++

Premium White, 36W, 3000lm, 3000K
Energieklasse *energy class*

T158/002/SdPW/color1/Winkellicht *degrees*/930
A++

Premium White, 36W, 4000lm, 4000K
Energieklasse *energy class*

T158/002/SdPW/color1/Winkellicht *degrees*/940
A++

Crisp White, 36W, 3000lm, 3000K
Energieklasse *energy class*

T158/002/SdCW/color1/Winkellicht *degrees*/930
A



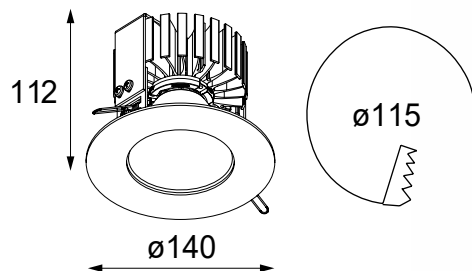
Leuchtenmittel *light source*
Farbtemperatur *color temperature*
Netzteil *power supply*
LED - Module *led driver*
Material *materials*

Modul LED* *LED* module*
3000K, 4000K
230V
Eingebaut *included*
Aluminium

* LED Philips

Winkellicht *degrees*:

15° / 24° / 42°



Einbauleuchte *recessed*

Premium White, 50W, 4500lm, 3000K
Energieklasse *energy class*

T158/003/SdPW/color1/Winkellicht *degrees*/830
A++

Premium White, 50W, 4500lm, 3000K
Energieklasse *energy class*

T158/003/SdPW/color1/Winkellicht *degrees*/930
A++

Premium White, 50W, 4500lm, 4000K
Energieklasse *energy class*

T158/003/SdPW/color1/Winkellicht *degrees*/940
A++

Crisp White, 36W, 3000lm, 3000K
Energieklasse *energy class*

T158/002/SdCW/color1/Winkellicht *degrees*/930
A

Crisp White, 50W, 4500lm, 3000K
Energieklasse *energy class*

T158/003/SdCW/color1/Winkellicht *degrees*/930
A

Food Warm White, 50W, 3000lm, 2500K
Energieklasse *energy class*

T158/002/SdFWW/color1/Winkellicht *degrees*/925
A

Food Premium Red, 50W, 4500lm, 4000K
Energieklasse *energy class*

T158/002/SdFPR/color1/Winkellicht *degrees*/930
A

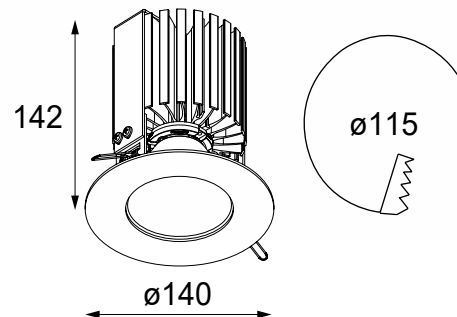


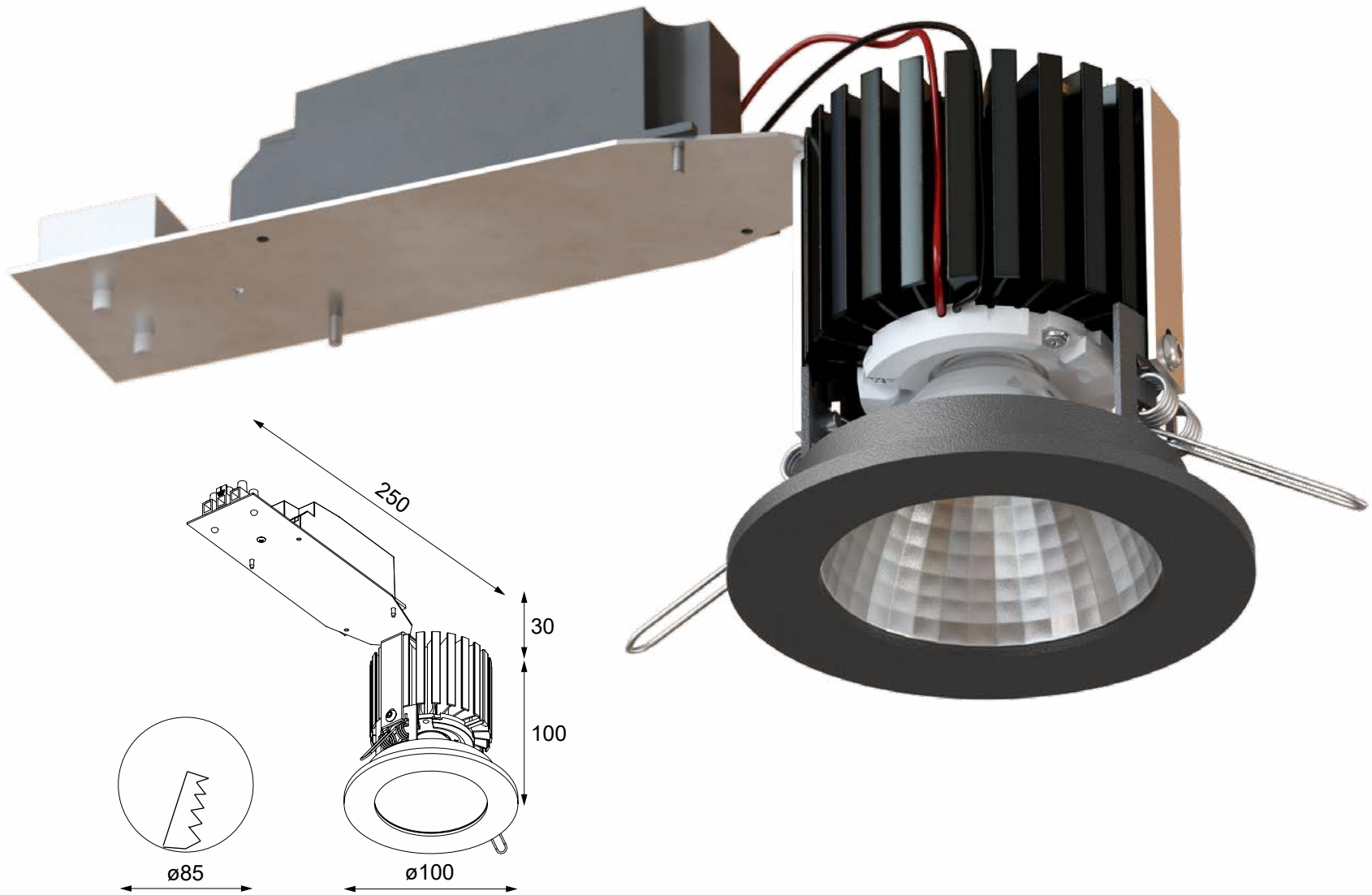
Leuchtenmittel *light source*
Farbtemperatur *color temperature*
Netzteil *power supply*
LED - Module *led driver*
Material *materials*

Modul LED* *LED* module*
2500K, 3000K, 4000K
230V
Eingebaut *included*
Aluminium

* LED Philips

Winkellicht *degrees*:
15° / 24° / 42°





Einbauleuchte *recessed*

Crisp White, 36W, 2000lm/, 3000K Energieklasse <i>energy class</i>	T179/TR/SdCW/color1/Winkellicht <i>degrees</i> /930 A
Crisp White, 36W, 3000lm, 3000K Energieklasse <i>energy class</i>	T179/TR/SdCW/color1/Winkellicht <i>degrees</i> /930 A
Crisp White, 50W, 4300lm, 3000K Energieklasse <i>energy class</i>	T179/TR/SdCW/color1/Winkellicht <i>degrees</i> /930 A
Food Premium Red, 36W, 2000lm, 3000K Energieklasse <i>energy class</i>	T179/TR/SdFPR/color1/Winkellicht <i>degrees</i> /930 A
Food Premium Red, 36W, 3000lm, 3000K Energieklasse <i>energy class</i>	T179/TR/SdFPR/color1/Winkellicht <i>degrees</i> /930 A
Food Premium Red, 50W, 3800lm, 3000K Energieklasse <i>energy class</i>	T179/TR/SdFPR/color1/Winkellicht <i>degrees</i> /930 A
Food Warm White, 36W, 2000lm, 3000K Energieklasse <i>energy class</i>	T179/TR/SdFWW/color1/Winkellicht <i>degrees</i> /930 A
Food Warm White, 3000lm, 3000K Energieklasse <i>energy class</i>	T179/TR/SdFWW/color1/Winkellicht <i>degrees</i> /930 A
Food Warm White, 50W, 3600lm, 3000K Energieklasse <i>energy class</i>	T179/TR/SdFWW/color1/Winkellicht <i>degrees</i> /930 A
Premium White, 36W, 3000lm, 3000K Energieklasse <i>energy class</i>	T179/TR/SdPW/color1/Winkellicht <i>degrees</i> /930 A++
Premium White, 36W, 3000lm, 3000K Energieklasse <i>energy class</i>	T179/TR/SdPW/color1/Winkellicht <i>degrees</i> /930 A++
Premium White, 50W, 4500lm, 3000K Energieklasse <i>energy class</i>	T179/TR/SdPW/color1/Winkellicht <i>degrees</i> /930 A++



Leuchtenmittel *light source*
Farbtemperatur *color temperature*
Netzteil *power supply*
LED - Module *led driver*
Material *materials*

LED Modu* *LED* module*
3000K
230V
Eingebaut *included*
Aluminium

Winkellicht *degrees*:
14° / 30° / 45° / 60° / 70°

* LED Philips





Einbauleuchte *recessed*

LED 15 W, 1500lm, 3000K
Energieklasse *energy class*

T191RT/R5d/...color1*/Winkellicht *degrees*930
A++

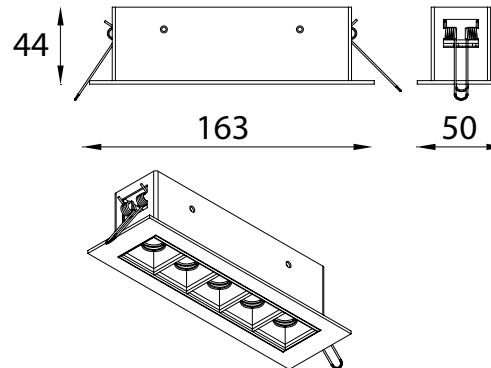


Leuchtenmittel *light source*
Farbtemperatur *color temperature*
Netzteil *power supply*
LED - Module *led driver*
Material *materials*

Modul LED *LED module*
3000K
230V
Eingebaut *included*
Stahl, *steel*

Winkellicht *degrees*:

18° / 30° / 48°



Einbauleuchte *recessed*

LED **11W**, 1200lm, 2700K
Energieklasse *energy class*

T175/AP/SdERC/color1/Winkellicht *degrees*/927
A++

LED **11W**, 1250lm, 3000K
Energieklasse *energy class*

T175/AP/SdERC/color1/Winkellicht *degrees*/930
A++

LED **11W**, 1250lm, 3500K
Energieklasse *energy class*

T175/AP/SdERC/color1/Winkellicht *degrees*/940
A++

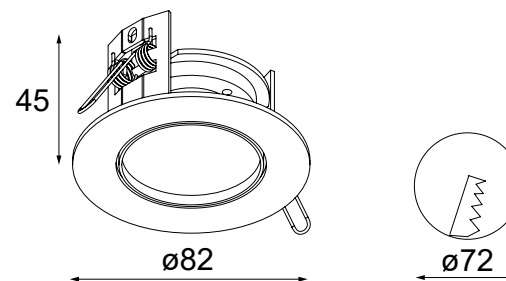


Leuchtenmittel *light source*
Farbtemperatur *color temperature*
Netzteil *power supply*
LED - Module *led driver*
Material *materials*


Modul LED *LED module*
2700K, 3000K, 4000K
230V
Eingebaut *included*
Aluminium

Winkellicht *degrees*:

25° / 35° / 52°



Einbauleuchte *recessed*



LED 3W, 320lm, 2700K
Energieklasse *energy class*

T193/HL/R1h/color1*/Winkellicht *degrees*/927
A++

LED 3W, 320lm, 3000K
Energieklasse *energy class*

T193/HL/R1h/color1*/Winkellicht *degrees*/930
A++

LED 3W, 320lm, 4000K
Energieklasse *energy class*

T193/HL/R1h/color1*/Winkellicht *degrees*/940
A++

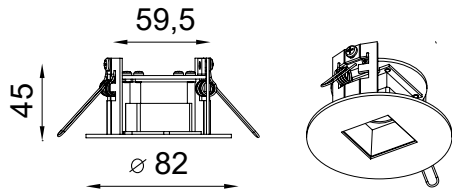


Leuchtenmittel *light source*
Farbtemperatur *color temperature*
Netzteil *power supply*
LED - Module *led driver*
Material *materials*


Modul LED *LED module*
2700K, 3000K, 4000K
230V
Eingebaut *included*
Stahl, *steel*

Winkellicht *degrees*:

18° / 30° / 48°



Einbauleuchte *recessed*

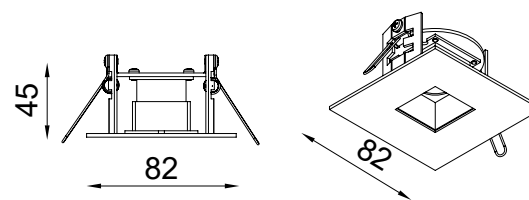


T193/KL/R1h/color1*/Winkellicht *degrees*/927
A++

T193/KL/R1h/color1*/Winkellicht *degrees*/930
A++

T193/KL/R1h/color1*/Winkellicht *degrees*/940
A++

Modul LED *LED module*
2700K, 3000K, 4000K
230V
Eingebaut *included*
Stahl, *steel*



Einbauleuchte *recessed*

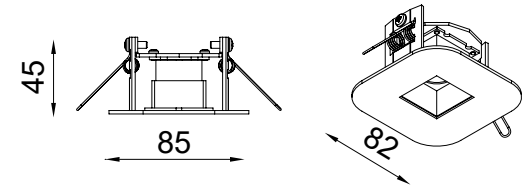


T193/TL/R1h/color1*/Winkellicht *degrees*/927
A++

T193/TL/R1h/color1*/Winkellicht *degrees*/930
A++

T193/TL/R1h/color1*/Winkellicht *degrees*/940
A++

Modul LED *LED module*
2700K, 3000K, 4000K
230V
Eingebaut *included*
Stahl, *steel*



Einbauleuchte *recessed*



LED **12W**, 1200lm, 2700K
Energieklasse *energy class*

T193/TC/R1h/color1*/Winkellicht *degrees*/927
A++

LED **12W**, 1200lm, 3000K
Energieklasse *energy class*

T193/TC/R1h/color1*/Winkellicht *degrees*/930
A++

LED **12W**, 1200lm, 4000K
Energieklasse *energy class*

T193/TC/R1h/color1*/Winkellicht *degrees*/940
A++

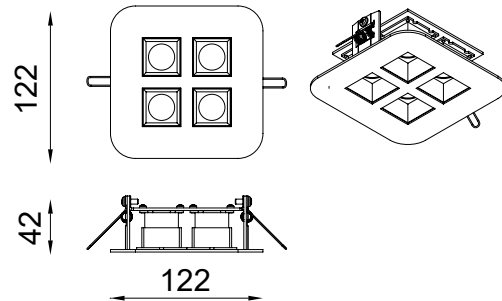


Leuchtenmittel *light source*
Farbtemperatur *color temperature*
Netzteil *power supply*
LED - Module *led driver*
Material *materials*

Modul LED *LED module*
2700K, 3000K, 4000K
230V
Eingebaut *included*
Stahl, *steel*

Winkellicht *degrees*:

18° / 30° / 48°



Einbauleuchte *recessed*



LED **15W**, 1500lm, 2700K
Energieklasse *energy class*

T193/TK/R1h/color1*/Winkellicht *degrees*/927
A++

LED **15W**, 1500lm, 3000K
Energieklasse *energy class*

T193/TK/R1h/color1*/Winkellicht *degrees*/930
A++

LED **15W**, 1500lm, 4000K
Energieklasse *energy class*

T193/TK/R1h/color1*/Winkellicht *degrees*/940
A++

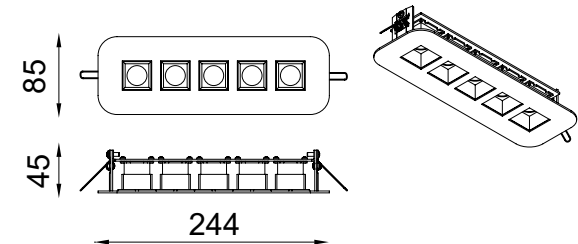


Leuchtenmittel *light source*
Farbtemperatur *color temperature*
Netzteil *power supply*
LED - Module *led driver*
Materialien *materials*

Modul LED *LED module*
2700K, 3000K, 4000K
230V
Eingebaut *included*
Stahl, *steel*

Winkellicht *degrees*:

18° / 30° / 48°



Einbauleuchte *recessed*

LED **10W**, 865lm, 3000K
Energieklasse *energy class*

T115/013/Sd/color1/Abstrahlwinkel *degrees*/930
A++

LED **10W**, 915lm, 4000K
Energieklasse *energy class*

T115/013/Sd/color1/Abstrahlwinkel *degrees*/940
A++

LED **15W**, 1320lm, 3000K
Energieklasse *energy class*

T115/014/Sd/color1/Abstrahlwinkel *degrees*/930
A++

LED **15W**, 1400lm, 4000K
Energieklasse *energy class*

T115/014/Sd/color1/Abstrahlwinkel *degrees*/940
A++

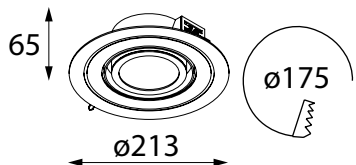


Leuchtmittel *light source*
Farbtemperatur *color temperature*
Spannung *power supply*
Material *materials*

LED Modul *LED module*
3000K, 4000K
230V
Aluminium

Abstrahlwinkel *degrees*:

15° / 24° / 42°



Einbauleuchte *recessed*

LED **20W**, 1700lm, 3000K
Energieklasse *energy class*

T115/015/Sd/color1/Abstrahlwinkel *degrees*/930
A++

LED **20W**, 1800lm, 4000K
Energieklasse *energy class*

T115/015/Sd/color1/Abstrahlwinkel *degrees*/940
A++

LED **30W**, 2670lm, 3000K
Energieklasse *energy class*

T115/016/Sd/color1/Abstrahlwinkel *degrees*/930
A++

LED **30W**, 2835lm, 4000K
Energieklasse *energy class*

T115/016/Sd/color1/Abstrahlwinkel *degrees*/940
A++

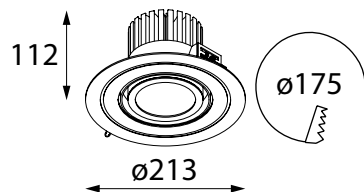


Leuchtmittel *light source*
Farbtemperatur *color temperature*
Spannung *power supply*
Material *materials*

LED Modul *LED module*
3000K, 4000K
230V
Aluminium

Abstrahlwinkel *degrees*:

15° / 24° / 42°



Einbauleuchte *recessed*

LED **40W**, 3460lm, 3000K
Energieklasse *energy class*

T115/017/Sd/color1/Winkellicht *degrees*/930
A++

LED **40W**, 3680lm, 4000K
Energieklasse *energy class*

T115/017/Sd/ color1/Winkellicht *degrees*/940
A++

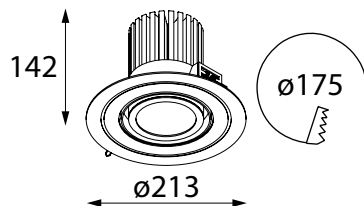


Leuchtenmittel *light source*
Farbtemperatur *color temperature*
Netzteil *power supply*
LED - Module *led driver*
Material *materials*

Modul LED *LED module*
3000K, 4000K
230V
Eingebaut *included*
Aluminium

Winkellicht *degrees*:

15° / 24° / 42°



Einbauleuchte *recessed*

Premium White, 36W, 3000lm, 3000K Energieklasse <i>energy class</i>	T115/002/SdPW/color1/Winkellicht <i>degrees</i> /830 A++
Premium White, 36W, 3000lm, 3000K Energieklasse <i>energy class</i>	T115/002/SdPW/color1/Winkellicht <i>degrees</i> /930 A++
Premium White, 36W, 3000lm, 4000K Energieklasse <i>energy class</i>	T115/002/SdPW/color1/Winkellicht <i>degrees</i> /940 A++
Premium White, 50W, 4500lm, 3000K Energieklasse <i>energy class</i>	T115/003/SdPW/color1/Winkellicht <i>degrees</i> /830 A++
Premium White, 50W, 4500lm, 3000K Energieklasse <i>energy class</i>	T115/003/SdPW/color1/Winkellicht <i>degrees</i> /930 A++
Premium White, 50W, 4500lm, 4000K Energieklasse <i>energy class</i>	T115/003/SdPW/color1/Winkellicht <i>degrees</i> /940 A++
Crisp White, 36W, 3000lm, 3000K Energieklasse <i>energy class</i>	T115/002/SdCW/color1/Winkellicht <i>degrees</i> /930 A
Crisp White, 50W, 4500lm, 3000K Energieklasse <i>energy class</i>	T115/003/SdCW/color1/Winkellicht <i>degrees</i> /930 A
Food Premium Red, 36W, 3000lm, 3000K Energieklasse <i>energy class</i>	T115/002/SdFPR/color1/Winkellicht <i>degrees</i> /930 A
Food Warm White, 36W, 3000lm, 3000K Energieklasse <i>energy class</i>	T115/002/SdFWW/color1/Winkellicht <i>degrees</i> /925 A



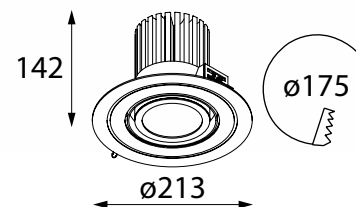
Leuchtenmittel *light source*
Farbtemperatur *color temperature*
Netzteil *power supply*
LED - Module *led driver*
Material *materials*

Modul LED* *LED* module*
3000K, 4000K
230V
Eingebaut *included*
Aluminium

* LED Philips

Winkellicht *degrees*:

15° / 24° / 42°



Einbauleuchte *recessed*

LED **10W**, 865lm, 3000K
Energieklasse *energy class*

T159/013/Sd/color1/Winkellicht *degrees*/930
A++

LED **10W**, 915lm, 4000K
Energieklasse *energy class*

T159/013/Sd/color1/Winkellicht *degrees*/940
A++

LED **15W**, 1320lm, 3000K
Energieklasse *energy class*

T159/014/Sd/color1/Winkellicht *degrees*/930
A++

LED **15W**, 1400lm, 4000K
Energieklasse *energy class*

T159/014/Sd/color1/Winkellicht *degrees*/940
A++

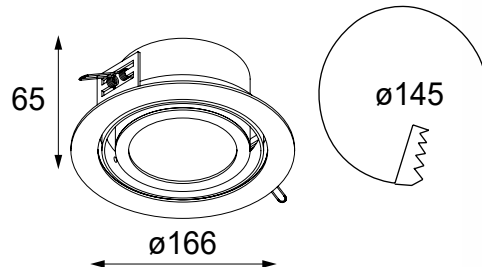


Leuchtenmittel *light source*
Farbtemperatur *color temperature*
Netzteil *power supply*
Material *materials*

Modul LED *LED module*
3000K, 4000K
230V
Aluminium

Winkellicht *degrees*:

15° / 24° / 42°



Einbauleuchte *recessed*

Einbauleuchte *recessed*

LED **20W**, 1700lm, 3000K
Energieklasse *energy class*

T159/015/Sd/color1/Winkellicht *degrees*/930
A++

LED **20W**, 1800lm, 4000K
Energieklasse *energy class*

T159/015/Sd/color1/Winkellicht *degrees*/940
A++

LED **30W**, 2670lm, 3000K
Energieklasse *energy class*

T159/016/Sd/color1/Winkellicht *degrees*/930
A++

LED **30W**, 2670lm, 4000K
Energieklasse *energy class*

T159/016/Sd/color1/Winkellicht *degrees*/940
A++

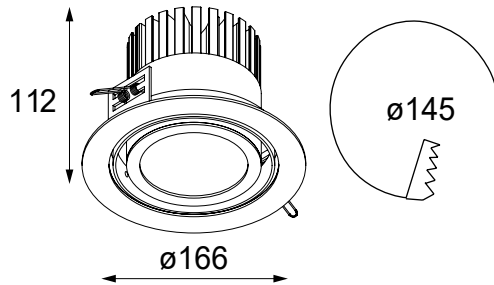


Leuchtenmittel *light source*
Farbtemperatur *color temperature*
Netzteil *power supply*
Material *materials*

Modul LED *LED module*
3000K, 4000K
230V
Aluminium

Winkellicht *degrees*:

15° / 24° / 42°



LED **40W**, 3460lm, 3000K
Energieklasse *energy class*

T159/017/Sd/color1/Winkellicht *degrees*/930
A++

LED **40W**, 3680lm, 4000K
Energieklasse *energy class*

T159/017/Sd/color1/Winkellicht *degrees*/940
A++

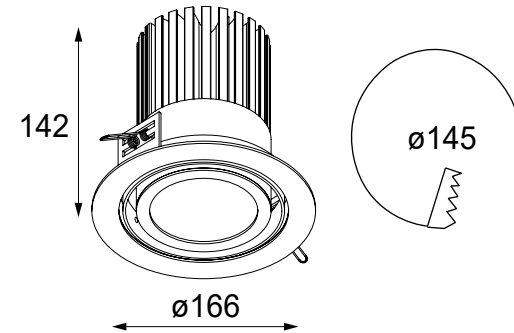


Leuchtenmittel *light source*
Farbtemperatur *color temperature*
Netzteil *power supply*
Materialien *materials*

Modul LED *LED module*
3000K, 4000K
230V
Aluminium

Winkellicht *degrees*:

15° / 24° / 42°



Einbauleuchte *recessed*

Premium White, 36W, 3000lm, 3000K
Energieklasse *energy class*

T159/002/SdPW/color1/Winkellicht *degrees*/830
A++

Premium White, 36W, 3000lm, 3000K
Energieklasse *energy class*

T159/002/SdPW/color1/Winkellicht *degrees*/930
A++

Premium White, 36W, 4000lm, 4000K
Energieklasse *energy class*

T159/002/SdPW/color1/Winkellicht *degrees*/940
A++

Crisp White, 36W, 3000lm, 3000K
Energieklasse *energy class*

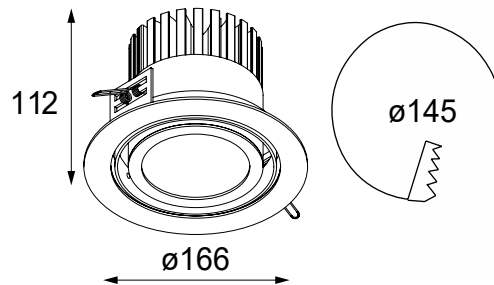
T159/002/SdCW/color1/Winkellicht *degrees*/930
A



Leuchtenmittel *light source*
Farbtemperatur *color temperature*
Netzteil *power supply*
LED - Module *led driver*
Material *materials*

Modul LED* *LED* module*
3000K, 4000K
230V
Eingebaut *included*
Aluminium

* LED Philips



Winkellicht *degrees*:

15° / 24° / 42°



Einbauleuchte *recessed*

Premium White, 50W, 4500lm, 3000K
Energieklasse *energy class*

T159/003/SdPW/color1/Winkellicht *degrees*/830
A++

Premium White, 50W, 4500lm, 3000K
Energieklasse *energy class*

T159/003/SdPW/color1/Winkellicht *degrees*/930
A++

Premium White, 50W, 4500lm, 4000K
Energieklasse *energy class*

T159/003/SdPW/color1/Winkellicht *degrees*/940
A++

Crisp White, 50W, 4500lm, 3000K
Energieklasse *energy class*

T159/003/SdCW/color1/Winkellicht *degrees*/930
A

Food Warm White, 50W, 3000lm, 2500K
Energieklasse *energy class*

T159/002/SdFWW/color1/Winkellicht *degrees*/925
A

Food Premium Red, 50W, 4500lm, 4000K
Energieklasse *energy class*

T159/002/SdFPR/color1/Winkellicht *degrees*/930
A

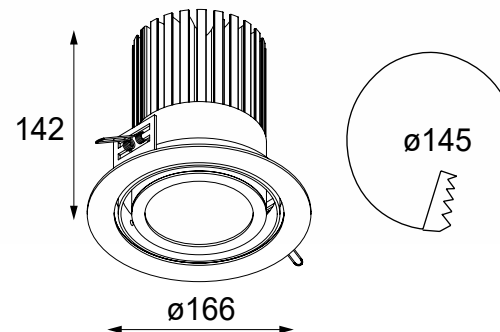


Leuchtenmittel *light source*
Farbtemperatur *color temperature*
Netzteil *power supply*
LED - Module *led driver*
Material *materials*

Modul LED* *LED* module*
2500K, 3000K, 4000K
230V
Eingebaut *included*
Aluminium

* LED Philips

Winkellicht *degrees*:
15° / 24° / 42°



Einbauleuchte *recessed*

LED **10W**, 865lm, 3000K
Energieklasse *energy class*

T162/013/Sd/color1/Winkellicht *degrees*/930
A++

LED **10W**, 915lm, 4000K
Energieklasse *energy class*

T162/013/Sd/color1/Winkellicht *degrees*/940
A++

LED **15W**, 1320lm, 3000K
Energieklasse *energy class*

T162/014/Sd/color1/Winkellicht *degrees*/930
A++

LED **15W**, 1400lm, 4000K
Energieklasse *energy class*

T162/014/Sd/color1/Winkellicht *degrees*/940
A++

LED **20W**, 1700lm, 3000K
Energieklasse *energy class*

T162/015/Sd/color1/Winkellicht *degrees*/930
A++

LED **20W**, 1800, 4000K
Energieklasse *energy class*

T162/015/Sd/color1/Winkellicht *degrees*/940
A++

LED **30W**, 2670lm, 3000K
Energieklasse *energy class*

T162/016/Sd/color1/Winkellicht *degrees*/930
A++

LED **30W**, 2670lm, 4000K
Energieklasse *energy class*

T162/016/Sd/color1/Winkellicht *degrees*/940
A++

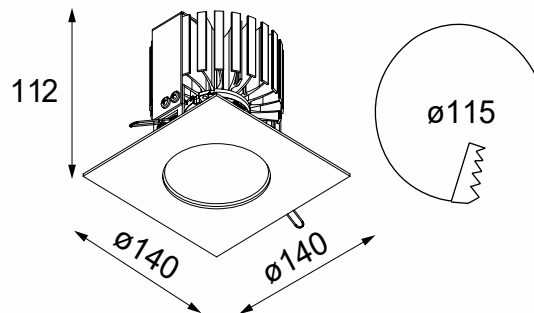


Leuchtenmittel *light source*
Farbtemperatur *color temperature*
Netzteil *power supply*
Material *materials*

Modul LED *LED module*
3000K, 4000K
230V
Aluminium

Winkellicht *degrees*:

15° / 24° / 42°



Einbauleuchte *recessed*

LED **40W**, 3460lm, 3000K
Energieklasse *energy class*

T162/017/Sd/color1/Winkellicht *degrees*/930
A++

LED **40W**, 3680lm, 4000K
Energieklasse *energy class*

T162/017/Sd/color1/Winkellicht *degrees*/940
A++

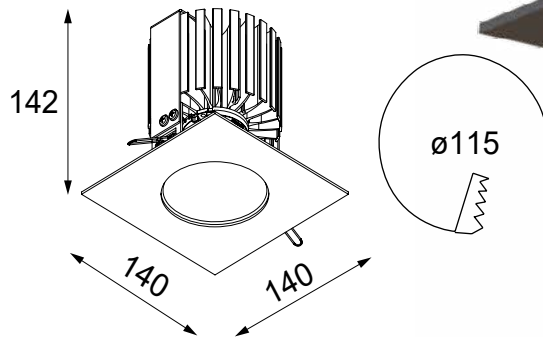


Leuchtenmittel *light source*
Farbtemperatur *color temperature*
Netzteil *power supply*
Material *materials*

Modul LED *LED module*
3000K, 4000K
230V
Aluminium

Winkellicht *degrees*:

15° / 24° / 42°



Geopol LED SLM

Einbauleuchte *recessed*



Premium White, 36W, 3000lm, 3000K
Energieklasse *energy class*

T162/002/SdPW/color1/Winkellicht *degrees*/830
A++

Premium White, 36W, 3000lm, 3000K
Energieklasse *energy class*

T162/002/SdPW/color1/Winkellicht *degrees*/930
A++

Premium White, 36W, 4000lm, 4000K
Energieklasse *energy class*

T159/002/SdPW/color1/Winkellicht *degrees*/940
A++

Crisp White, 36W, 3000lm, 3000K
Energieklasse *energy class*

T162/002/SdCW/color1/Winkellicht *degrees*/930
A



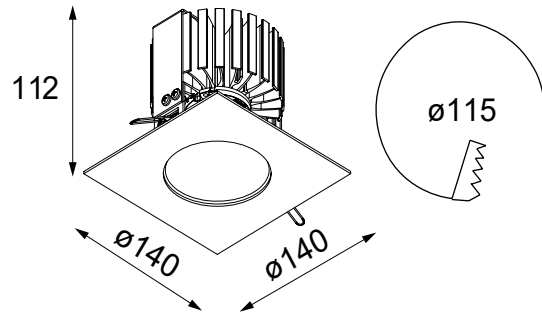
Leuchtenmittel *light source*
Farbtemperatur *color temperature*
Netzteil *power supply*
LED - Module *led driver*
Material *materials*

Modul LED* *LED* module*
3000K, 4000K
230V
Eingebaut *included*
Aluminium

* LED Philips

Winkellicht *degrees*:

15° / 24° / 42°





marina suchorska
interior design

Einbauleuchte *recessed*



Premium White, 50W, 4500lm, 3000K
Energieklasse *energy class*

T162/003/SdPW/color1/Winkellicht *degrees*/830
A++

Premium White, 50W, 4500lm, 3000K
Energieklasse *energy class*

T162/003/SdPW/color1/Winkellicht *degrees*/930
A++

Premium White, 50W, 4500lm, 4000K
Energieklasse *energy class*

T162/003/SdPW/color1/Winkellicht *degrees*/940
A++

Crisp White, 50W, 4500lm, 3000K
Energieklasse *energy class*

T162/003/SdCW/color1/Winkellicht *degrees*/930
A

Food Warm White, 50W, 3000lm, 2500K
Energieklasse *energy class*

T162/002/SdFWW/color1/Winkellicht *degrees*/925
A

Food Premium Red, 50W, 4500lm, 4000K
Energieklasse *energy class*

T162/002/SdFPR/color1/Winkellicht *degrees*/930
A

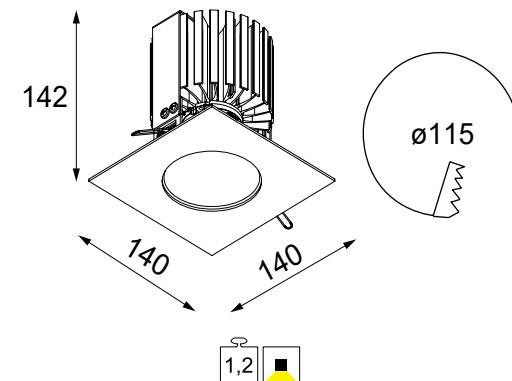


Leuchtenmittel *light source*
Farbtemperatur *color temperature*
Netzteil *power supply*
LED - Module *led driver*
Material *materials*

Modul LED* *LED* module*
2500K, 3000K, 4000K
230V
Eingebaut *included*
Aluminium

* LED Philips

Winkellicht *degrees*:
15° / 24° / 42°



Einbauleuchte *recessed*

LED 10W, 865lm, 3000K
Energieklasse *energy class*

T163/013/Sd/color1/Winkellicht *degrees*/930
A++

LED 10W, 915lm, 4000K
Energieklasse *energy class*

T163/013/Sd/color1/Winkellicht *degrees*/940
A+

LED 15W, 1320lm, 3000K
Energieklasse *energy class*

T163/014/Sd/color1/Winkellicht *degrees*/930
A++

LED 15W, 1400lm, 4000K
Energieklasse *energy class*

T163/014/Sd/color1/Winkellicht *degrees*/940
A++

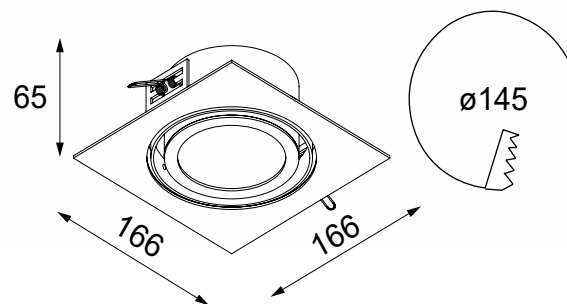


Leuchtenmittel *light source*
Farbtemperatur *color temperature*
Netzteil *power supply*
Material *materials*

Modul LED *LED module*
3000K, 4000K
230V
Aluminium

Winkellicht *degrees*:

15° / 24° / 42°



Einbauleuchte *recessed*

LED **20W**, 1700lm, 3000K
Energieklasse *energy class*

T163/015/Sd/color1/Winkellicht *degrees*/930
A++

LED **20W**, 1800lm, 4000K
Energieklasse *energy class*

T163/015/Sd/color1/Winkellicht *degrees*/940
A++

LED **30W**, 2670lm, 3000K
Energieklasse *energy class*

T163/016/Sd/color1/Winkellicht *degrees*/930
A++

LED **30W**, 2670lm, 4000K
Energieklasse *energy class*

T163/016/Sd/color1/Winkellicht *degrees*/940
A++

LED **40W**, 3460lm, 3000K
Energieklasse *energy class*

T163/017/Sd/color1/Winkellicht *degrees*/930
A++

LED **40W**, 3460lm, 4000K
Energieklasse *energy class*

T163/017/Sd/color1/Winkellicht *degrees*/940
A++

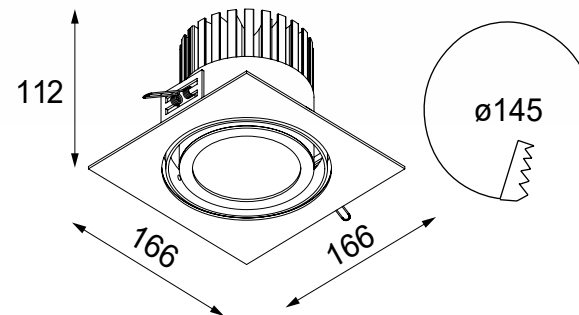


Leuchtenmittel *light source*
Farbtemperatur *color temperature*
Netzteil *power supply*
Material *materials*

Modul LED *LED module*
3000K, 4000K
230V
Aluminium

Winkellicht *degrees*:

15° / 24° / 42°



Einbauleuchte *recessed*

Premium White, 36W, 3000lm, 3000K
Energieklasse *energy class*

T163/002/SdPW/color1/Winkellicht *degrees*/830
A++

Premium White, 36W, 3000lm, 3000K
Energieklasse *energy class*

T163/002/SdPW/color1/Winkellicht *degrees*/930
A++

Premium White, 36W, 4000lm, 4000K
Energieklasse *energy class*

T163/002/SdPW/color1/Winkellicht *degrees*/940
A++

Crisp White, 36W, 3000lm, 3000K
Energieklasse *energy class*

T163/002/SdCW/color1/Winkellicht *degrees*/930
A



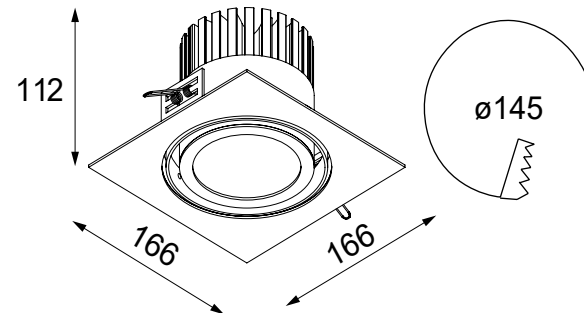
Leuchtenmittel *light source*
Farbtemperatur *color temperature*
Netzteil *power supply*
LED - Module *led driver*
Material *materials*

Modul LED* *LED* module*
3000K, 4000K
230V
Eingebaut *included*
Aluminium

* LED Philips

Winkellicht *degrees*:

15° / 24° / 42°



Einbauleuchte *recessed*

Premium White, 50W, 4500lm, 3000K
Energieklasse *energy class*

T163/003/SdPW/color1/Winkellicht *degrees*/830
A++

Premium White, 50W, 4500lm, 3000K
Energieklasse *energy class*

T163/003/SdPW/color1/Winkellicht *degrees*/930
A++

Premium White, 50W, 4500lm, 4000K
Energieklasse *energy class*

T163/003/SdPW/color1/Winkellicht *degrees*/940
A++

Crisp White, 50W, 4500lm, 3000K
Energieklasse *energy class*

T163/003/SdCW/color1/Winkellicht *degrees*/930
A

Food Warm White, 50W, 3000lm, 2500K
Energieklasse *energy class*

T163/002/SdFWW/color1/Winkellicht *degrees*/925
A

Food Premium Red, 50W, 4500lm, 4000K
Energieklasse *energy class*

T163/002/SdFPR/color1/Winkellicht *degrees*/930
A

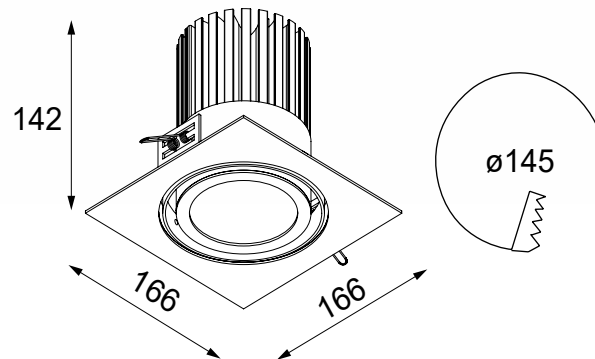


Leuchtenmittel *light source*
Farbtemperatur *color temperature*
Netzteil *power supply*
LED - Module *led driver*
Material *materials*

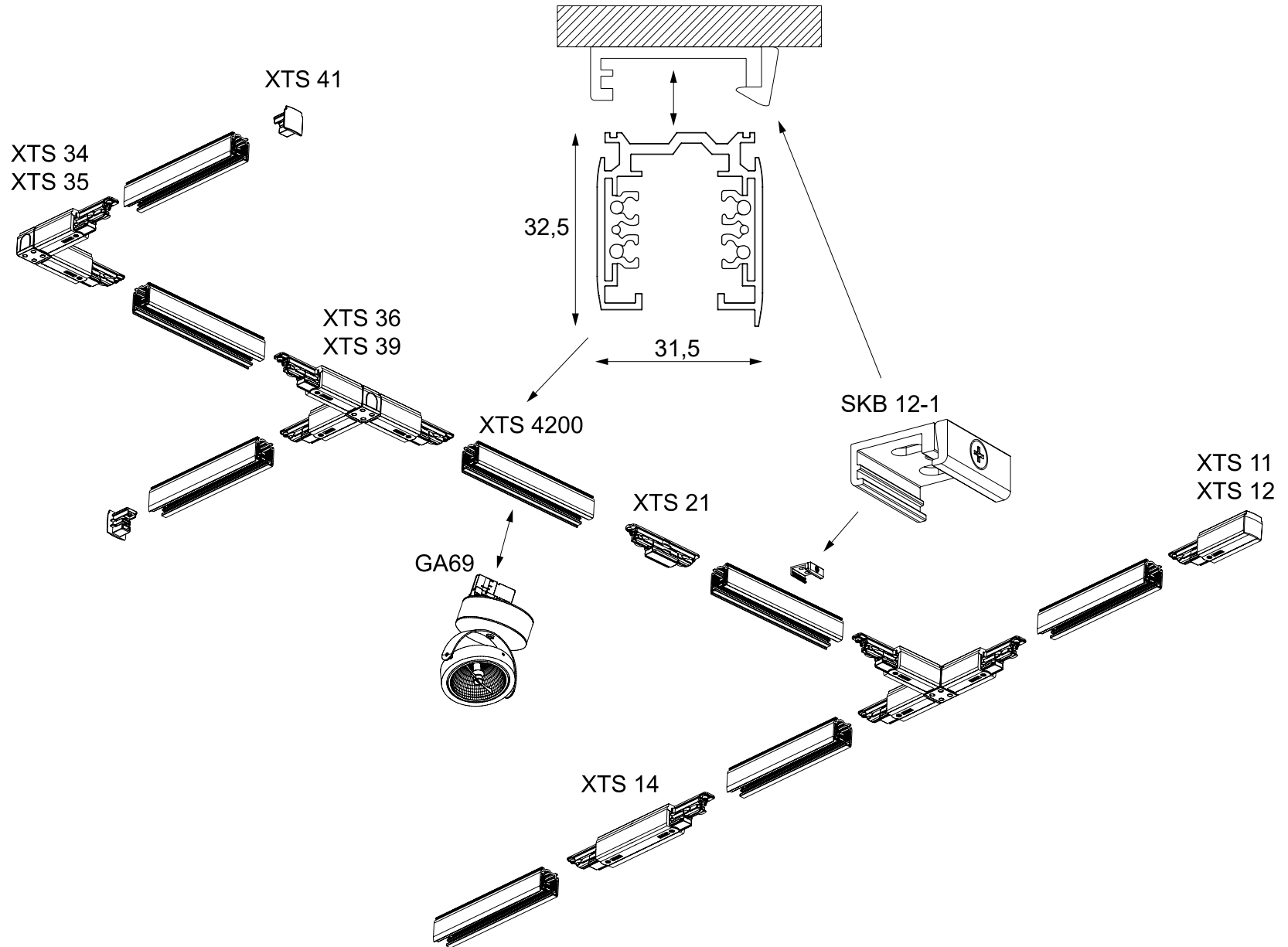
Modul LED* *LED* module*
2500K, 3000K, 4000K
230V
Eingebaut *included*
Aluminium

* LED Philips

Winkellicht *degrees*:
15° / 24° / 42°



Global Track Pro 3F





XTS 4200-1
3 Phasen Stromschiene Grau
*Three-phase power line
2m, gray*



XTS 4200-2
3 Phasen Stromschiene Schwarz
*Three-phase power line
2m, black*



XTS 4200-3
3 Phasen Stromschiene Weiß
*Three-phase power line
2m, white*



XTS 4300-1
3 Phasen Stromschiene Grau
*Three-phase power line
3m, gray*



XTS 4300-2
3 Phasen Stromschiene Schwarz
*Three-phase power line
3m, black*



XTS 4300-2
3 Phasen Stromschiene Weiß
*Three-phase power line
3m, white*



XTSF 4200-1
3 Phasen Stromschiene
Einbauversion Grau
*Three-phase power line
recessed mounting version,
2m, gray*



XTSF 4200-2
3 Phasen Stromschiene
Einbauversion Schwarz
*Three-phase power line
recessed mounting version,
2m, black*



XTSF 4200-3
3 Phasen Stromschiene
Einbauversion Weiß
*Three-phase power line
recessed mounting version,
2m, white*



XTSF 4300-1
3 Phasen Stromschiene
Einbauversion Grau
*Three-phase power line
recessed mounting version,
3m, gray*



XTSF 4300-2
3 Phasen Stromschiene
Einbauversion Schwarz
*Three-phase power line
recessed mounting version,
3m, black*



XTSF 4300-3
3 Phasen Stromschiene
Einbauversion Weiß
*Three-phase power line
recessed mounting version,
3m, white*



XTS 36-1
T-Verbinder Links Grau
power left, gray



XTS 36-2
T-Verbinder Links Schwarz
power left black



XTS 36-3
T-Verbinder Links Weiß
power left, white



XTS 39-1
T-Verbinder Rechts Grau
power right, gray



XTS 39-2
T-Verbinder Rechts Schwarz
power right, black



XTS 39-3
T-Verbinder Rechts Weiß
power right, white



XTS 11-1
Endeinspeisung Links Grau
power left, gray



XTS 11-2
Endeinspeisung Links Schwarz
power left, black



XTS 11-3
Endeinspeisung Links Weiß
power left, white



XTS 12-1
Endeinspeisung Rechts Grau
power right, gray



XTS 12-2
Endeinspeisung Rechts Schwarz
power right, black



XTS 12-3
Endeinspeisung Rechts Weiß
power right, white



XTS 14-1
Mitteleinspeisung Grau
power center, gray



XTS 14-2
Mitteleinspeisung Schwarz
power center, black



XTS 14-3
Mitteleinspeisung Weiß
power center, white



XTS 21-1
Linienverbinder Grau
fitting center, gray



XTS 21-2
Linienverbinder Schwarz
fitting center, black



XTS 21-3
Linienverbinder Weiß
fitting center, white



XTS 34-1
Eckverbinder 90° Links
Grau
turn the power left



XTS 34-2
Eckverbinder 90° Links
Schwarz
turn the power left



XTS 34-3
Eckverbinder 90° Links
Weiß
turn the power left



XTS 35-1
Eckverbinder 90° Rechts
Grau
turn the power right



XTS 35-2
Eckverbinder 90° Rechts
Schwarz
turn the power right



XTS 35-3
Eckverbinder 90° Rechts
Weiß
turn the power right



XTS 41-1
Endstück Grau
gray cap



XTS 41-2
Endstück Schwarz
black cap



XTS 41-3
Endstück Weiß
white cap



SKB 12-1
Befestigungsklammer
clamps power line



SKB 12-2
Befestigungsklammer
clamps power line



SKB 12-3
Befestigungsklammer
clamps power line



GA69-1
Multiadapter, Grau
multi-adapter, gray




GA69-2
Multiadapter, Schwarz
multi-adapter, black



GA69-3
Multiadapter, Weiß
multi-adapter, white

Color 1 standard
Stahl, Aluminum
steel, aluminium



101*
RAL 9006

102*
RAL 9006

117*
RAL 9003

113*
RAL 9016

116*
RAL 9005

119*
RAL 9005

Color 1
Stahl, Aluminum
steel, aluminium



101*
RAL 9006

102*
RAL 9006

104**
RAL 3004

110**
RAL 3002

111**
RAL 3002

112**
RAL 1015

113*
RAL 9016



110**
RAL 3002

114**
RAL 2003

115**
RAL 4005

116*
RAL 9005

117*
RAL 9003

118**
RAL 7024

119*
RAL 9005



120**
RAL 8019

121**
RAL 5012

122**
RAL 9010

123**
RAL 9001

124**
RAL 8012

125**
RAL 7016

126**
RAL 6018

127**
RAL 9007



128**
RAL 7047

129**
RAL 5017

133**
RAL 4010


134**
RAL 1003

135**
RAL 5024

136**
RAL 6020

137**
RAL 4001

139**
RAL 7012



140**
RAL 2004

141**
RAL 4003

142**
RAL 6034


143**
RAL 5007

144**
RAL 3018

145**
RAL 2008

147**
RAL 6021

148**
RAL 1021



149**
RAL 1001

151**
RAL 1018

152**
RAL 1019

153**
RAL 1024

154**
RAL 1023

155**
RAL 1028

156**
RAL 1033

157**
RAL 1034



158**
RAL 2002

159**
RAL 2004

160**
RAL 2012

161**
RAL 2011

162**
RAL 3003

163**
RAL 3020

164**
RAL 4004

165**
RAL 4008



166**
RAL 5000

167**
RAL 5020

168**
RAL 5009


169**
RAL 5010

170**
RAL 5010

171**
RAL 5015

172**
RAL 5015

173**
RAL 6001



174**
RAL 6010

176**
RAL 6013

177**
RAL 6017

178**
RAL 6024

179**
RAL 7001

180**
RAL 7004

181**
RAL 7015

182**
RAL 7015



183**
RAL 7035

184**
RAL 7044

185**
RAL 7044

186**
RAL 7044

188**
RAL 8016

189**
RAL 8017

190**
RAL 8028

191**
RAL 9003



192**
RAL 9003

193**
RAL 9004

195**
RAL 9017

196**
RAL 9017

251**
RAL 3005

252**
RAL 4005

253**
RAL 8003

254**
RAL 6019

Color 5
eloxiertem Aluminium gebürstet
anodized aluminium brushed



501

Color 6
Chrom
chrome



601*

Color 18
metallic - Lackierung
metallic paint




961

962

963

Color 21
Stahl, Aluminium
steel, aluminium



101*
RAL 9006

117*
RAL 9016

116*
RAL 9005

* Standardfarbe *standard color*
** Sonderfarbe *non-standard color*

Die abgebildeten Farben können vom Original abweichen.
The pattern book is only an approximation of the colors palette. The colors may vary slightly from those presented above.

Color 2
furniertes Sperrholz
veneered plywood



201 - Kiefer *Pine*



202 - Buche *Beech*



203 - Maranti *Maranti*



204 - Wenge *Wenge*



205 - Zebrano *Zebrano wood*



206 - Zebrano dunkel
Dark Zebra wood



207 - Zebrano hell
Light Zebra wood



208 - Eiche *Oak*



209 - Nussbaum dunkel
Dark walnut




210 - Nussbaum hell
Light walnut



211 - Eiche weiß *White oak*



212 - Eiche grau *Grey oak*



216 - Negro Eis *Negro ice*



217 - Palisander *Palisander*



218 - Natürliche Eiche
Nature oak



219 - Schokoladeneiche
Chocolate oak



220 - Rosenholz *Rosewood*



LED Nachrüstung Typ PAR, E27, 230V
LED retrofit typ PAR, E27, 230V



LED Nachrüstung Typ AR111, GU10, 230V
LED retrofit typ AR111, GU10, 230V



Modul LED
LED module



Linear LED-Modul
Linear LED module



LED Nachrüstung Typ AR111, G53, 12V
LED retrofit typ AR, G53, 12V



LED Nachrüstung Typ MR16, G5.3, 12V
LED retrofit typ MR16, G5.3, 230V



LED Nachrüstung Typ MR16, GU10, 230V
LED retrofit typ MR16, GU10, 230V





















Halogenlampe G9 / LED Nachrüstung G9, 230V
halogen lamp G9 / LED retrofit G9, 230V





















E27 max 23W, 230V / LED Nachrüstung E27, 230V
E27 max 23W,230V / LED retrofit E27, 230V

Symbole und Markierungen Beschreibung:

	Dieses Produkt darf am Ende seiner Lebensdauer nicht in den normalen Haushaltsabfall entsorgt werden
	CE-zertifiziert
	Leuchten geeignet zur Montage auf normal entflammaren Flächen
	Leuchten geeignet zur Montage nur auf unbrennbaren Oberflächen
	Leuchten mit Schutzleiter (Schutzklasse I)
	Verstärkte oder doppelte Isolierung (Schutzklasse II)
	Kein Schutz gegen das Eindringen von Wasser
	Die elektronische System in der Set
	Wechselstrom
	Gleichstrom
	Stahl
	Aluminium
	Sperrholz
	Gewicht
	Austrahlrichtung – nach unten
	Austrahlrichtung – nach oben
	Austrahlrichtung – nach oben und nach unten
	Montage durch Einrasten

Icons and markings descriptions:

	<i>Disposing to the household waste is not allowed</i>
	<i>Icon of conformity with essential directives of new approach</i>
	<i>Fittings are suitable for fixing to normally flammable surfaces</i>
	<i>Fittings are suitable for fixing to inflammable surfaces only</i>
	<i>First class of electrical protection</i>
	<i>Second class of electrical protection</i>
	<i>No protection against water</i>
	<i>Electronic included</i>
	<i>Alternating current</i>
	<i>Current Standing</i>
	<i>Steel</i>
	<i>Aluminium</i>
	<i>Plywood</i>
	<i>Weight</i>
	<i>luminaires lighting down</i>
	<i>luminaires lighting up</i>
	<i>luminaires lighting up and down</i>
	<i>Lighting luminaire fasten with latches</i>